

# BRIDGESTONE

## 2021 Motorcycle Tire Data Book

Version 1.0



[www.BridgestoneMotorcycleTires.com](http://www.BridgestoneMotorcycleTires.com)



@BridgestoneMotoUSA

# **BRIDGESTONE**

**NEW FOR  
2021**



**BATLAX**  
SPORT TOURING  
**T32**  
**GT**

---

PG 18

**BATLAX**  
SPORT TOURING  
**T32**

---

PG 18

## **TABLE OF CONTENTS**

---

**RACE**

**P. 7**

**SPORT**

**P. 11**

**SPORT TOURING**

**P. 17**

**CRUISER**

**P. 21**

**VINTAGE & CUSTOM**

**P. 27**

**SCOOTER**

**P. 31**

**ADVENTURE/DUAL SPORT**

**P. 35**

**OFF-ROAD/ENDURO**

**P. 39**

**TUBES**

**P. 47**

**FITMENT GUIDE**

**P. 49**

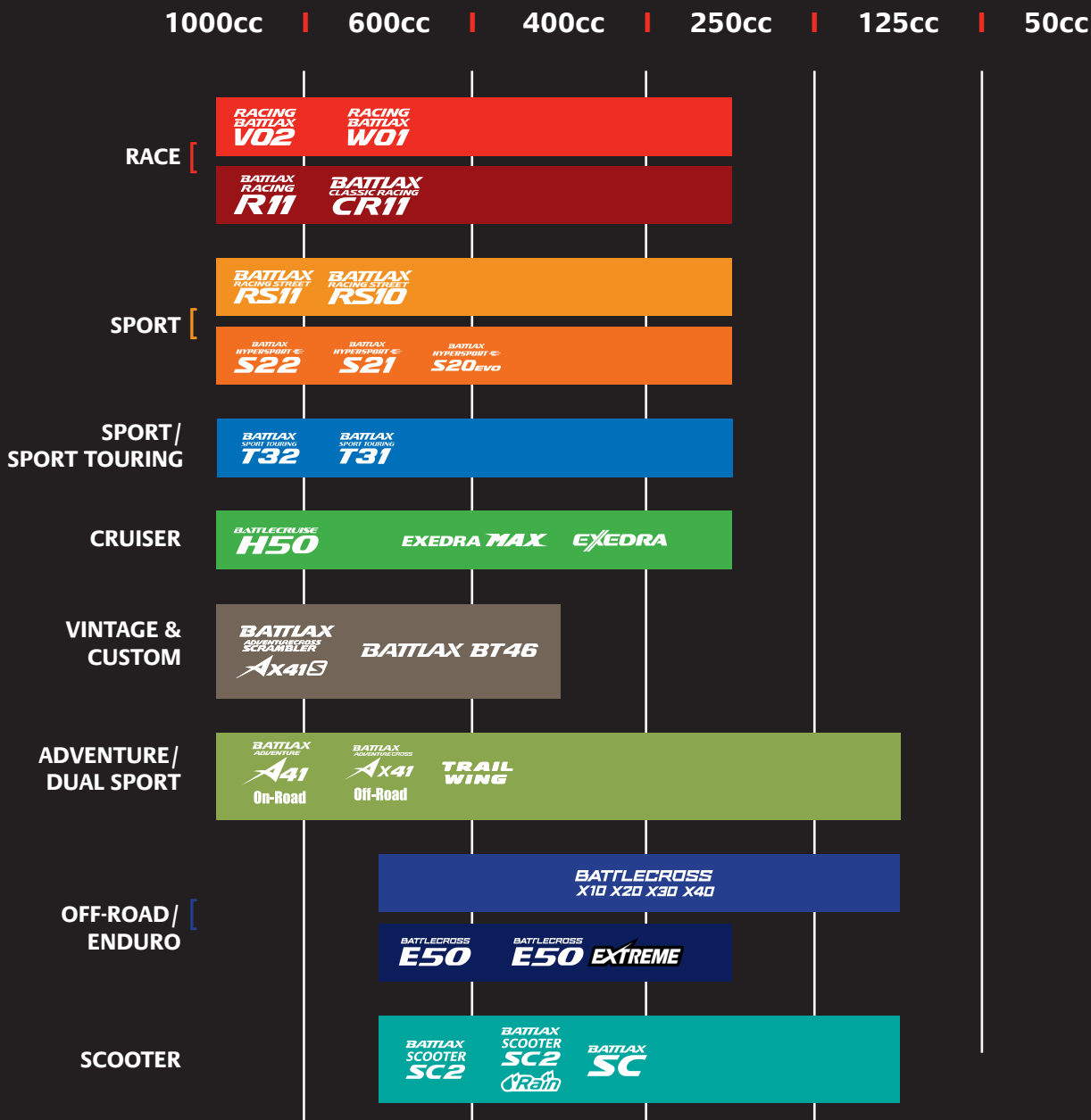


This Table of Contents is interactive—click a section title and you'll be taken directly to that page!



**BATTLECROSS**

# POSITIONING



# BATTLAX



## TECHNOLOGY

### MS•BELT

MSB construction means that a continuous single strand is wrapped around the circumference of the tire. This one-piece construction eliminates overlapping of belts, seams, and joints. A MSB tire is lighter than conventional multi-cross belt construction, it has more stability since it minimizes heat generation inside the tire and gives high shock absorption.



### V-MS•BELT

Optimization of the spacing of the MS•BELT cords coiled around the tire's circumference contributes to ideal tire contact properties, as well as enhanced grip and performance.



### ULTIMAT EYE

Visualization of the tire contact patch behavior with measurement and simulation technology. Supplies less slip area for good traction while riding and improves wear life.



### CAP&BASE

The underlying layer controls tread stiffness, reinforcement and assists with bump absorption.



### 3D CTDM

3D CTDM is Bridgestone's newest automated tire design technology. This leading edge 3D CTDM program enables Bridgestone to conduct dynamic, three-dimensional simulations and analysis of tire performance, in addition to finding optimum solutions at all lean angles.



### HTSPC

Bridgestone was the very first motorcycle tire manufacturer to utilize 1X5 filament rubber insulated steel (MSB) in the manufacture of its motorcycle radial tires. This technology offers many advantages over steel that is used by the competition. This makes the tire more flexible, provides more stability without a reduction in shock absorption, and minimizes the generation of heat throughout the tire.



### RC POLYMER

RC Polymer technology optimizes the distribution of silica within the rubber compound and improves tread flexibility allowing greater contact with the road surface in both hot and cold conditions. The reduction in molecular friction also improves rolling resistance, therefore increasing fuel economy.



### OUTSIDE BEAD FILLER

The latest generation outside bead filler realizes the ideal sidewall profile analyzed by a finite element method by giving optimum force distribution and rigidity balance.





## NANOPRO-TECH

NanoPro-Tech is the name of a technology that facilitates the realization of the required features in a tire by controlling the material microstructure through structural design at the molecular level. It is one of Bridgestone's fundamental technologies.



## SILICA RICH

Silica Rich Compound provides enhanced gripping capability in wet conditions and low temperatures; ensuring superb handling at the beginning of every ride. It also provides a more consistent and longer lasting grip.



## SILICA RICH EX

Performance in wet conditions is improved by increasing the amount of silica compared to conventional SILICA RICH.



## 3LC (DUAL COMPOUND)

Provides grip performance demanded in all riding modes. The center compound offers linear handling. The shoulder compound secures high grip and solid contact feel.



## 3LC+CAP&BASE

The CAP&BASE construction divides the shoulder of the compound of the tire into upper and lower sections. By using a high grip compound for the upper section of the shoulder, and a high stability abrasion resistant compound for the lower and central sections, provides the desired combination of both performance and mileage.



## 5LC (TRIPLE COMPOUND)

Offers ideal grip performance demanded in all riding modes. The center compound provides good stability. The shoulder compound transfers engine power to the road with strong traction. The edge compound offers strong side grip and solid contact feel at deep lean angles.



## PULSE GROOVE

Improved water channeling and drainage resulting in enhanced grip and reduced tire slip ratio in wet conditions. Pulse Groove Technology works by combining pulse-shaped grooves with small center deflectors to equalize waterflow, which optimizes waterflow speed compared to a straight groove.



RACE



## POSITIONING

1000cc

600cc

400cc

250cc

125cc

50cc

RACE

RACING  
BATLAX  
**VO2**

RACING  
BATLAX  
**WO1**

BATLAX  
RACING  
**R11**

BATLAX  
CLASSIC RACING  
**CR11**

FOR TRACK USE ONLY\*

\*For more information, please contact your local race tire distributor or call 1-800-828-9143 to locate the race-specific dealer near you.



# RACE

## **RACING BATTLEAX V02** TRACK USE ONLY

Bridgestone's flagship non-DOT race tire, available in both soft and medium compounds. Whether you are just starting out, or competing for a podium finish, the RACING BATTLEAX V02 has your back.

### Key Benefits:

- Improved stability and grip while cornering\*
- Longer life, and improved lap times\*
- GP-Belt™ rear increases contact patch, and improves overall grip and tire wear\*\*
- Tire warmers recommended

\*Compared to the RACING BATTLEAX V01

\*\*Racing rear tires only



V02 FRONT V02 REAR



\*Rear Tire Only

Tire Size	Tire Construction & Pattern	Article Number
<b>FRONT</b>		
90/580R17	BATTLEAX V02 SOFT	3083
90/580R17	BATTLEAX V02 MEDIUM	3085
120/600R17	BATTLEAX V02 SOFT	3075
120/600R17	BATTLEAX V02 MEDIUM	3077
<b>REAR</b>		
120/600R17	BATTLEAX V02 SOFT	3087
120/600R17	BATTLEAX V02 MEDIUM	3089
200/655R17	BATTLEAX V02 SOFT	3079
200/655R17	BATTLEAX V02 MEDIUM	3081
200/655R17	BATTLEAX V02 EXTRA SOFT**	11628
200/655R17	BATTLEAX V02 SOFT/MEDIUM**	11667

## **RACING BATTLEAX W01** TRACK USE ONLY

With performance derived straight from the upper echelons of racing, the RACING BATTLEAX W01 gives you the confidence you need in wet racing conditions to still push yourself and your motorcycle to victory.

### Key Benefits:

- Pattern designed directly from MotoGP wet tires
- Optimized pattern rigidity both front and rear gives excellent wet handling characteristics
- Grooves placed in same direction as water flow to provide efficient water drainage
- Larger contact patch provides higher grip in wet conditions\*
- Average of 2 seconds faster per lap\*
- Tire warmers recommended
- Non-DOT

\*Compared to E05/E08



W01 FRONT W01 REAR



Tire Size	Tire Construction & Pattern	Article Number
<b>FRONT</b>		
90/580R17	RACING BATTLEAX W01	7056
110/590R17	RACING BATTLEAX W01	7780
120/600R17	RACING BATTLEAX W01	6370
<b>REAR</b>		
120/595R17	RACING BATTLEAX W01	7057
140/620R17	RACING BATTLEAX W01	7781
165/630R17	RACING BATTLEAX W01	7782
190/650R17	RACING BATTLEAX W01	6371

# RACING

## **BATTLAX RACING R11** TRACK USE ONLY

Bridgestone's premier grooved racing tire, designed from the ground up to provide the confidence you need to chase the ultimate lap time. With a mix of technologies cultivated from the highest levels of racing, and Bridgestone's newest advancements in construction and compounding, the BATTLAX Racing R11 delivers world class performance for the grooved racing tire segment.



**R11 FRONT**      **R11 REAR**



\*Rear Tire Only

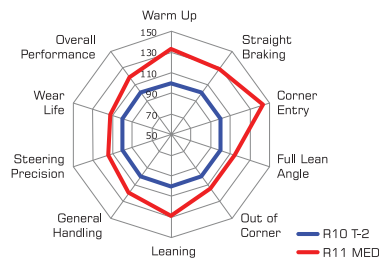
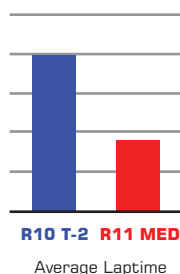
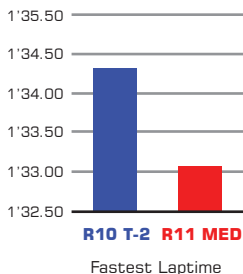
### Key Benefits:

- Improved performance in all areas (reference spider chart)\*
- 1.5 seconds faster per lap\*
- Large range of sizes to accommodate small to large race bikes
- Consistent performance through the life of the tire
- Tire warmers recommended

\*Compared to the BATTLAX Racing R10

### TECHNICAL FEATURES

### Front      Rear



**PERFORMANCE SCORE INDEX**

Tire Size	Tire Construction & Pattern	Article Number
<b>FRONT</b>		
120/70R17 M/C	BATTLAX RACING R11 SOFT	9038
120/70R17 M/C	BATTLAX RACING R11 MED	9041
110/70R17 M/C	BATTLAX RACING R11 MED	9313
<b>REAR</b>		
190/55ZR17 M/C	BATTLAX RACING R11 MED	9040
160/60R17 M/C	BATTLAX RACING R11 MED	9042
180/55R17 M/C	BATTLAX RACING R11 MED	9093
200/55R17 M/C	BATTLAX RACING R11 MED	9095
140/70R17 M/C	BATTLAX RACING R11 MED	9315
150/60R17 M/C	BATTLAX RACING R11 MED	9319
190/55R17 M/C	BATTLAX RACING R11 SOFT	11653
200/55R17 M/C	BATTLAX RACING R11 SOFT	11657

# RACE

## BATTLAX CLASSIC RACING CR11

TRACK USE ONLY

Born from the DNA of the R11, the Battlax Classic Racing CR11 was developed for the classic racer looking for high grip in the wet and dry, quick warm up times, and consistent performance over the life of the tire.

### Key Benefits:

- Excellent grip on wet and dry
- Optimized groove angle and alignment
- Rear tire features 3LC Technology
- Enhanced cornering grip, and high braking stability
- Quick warm up time, critically important for races that don't allow tire warmers
- DOT certified, for race purpose only

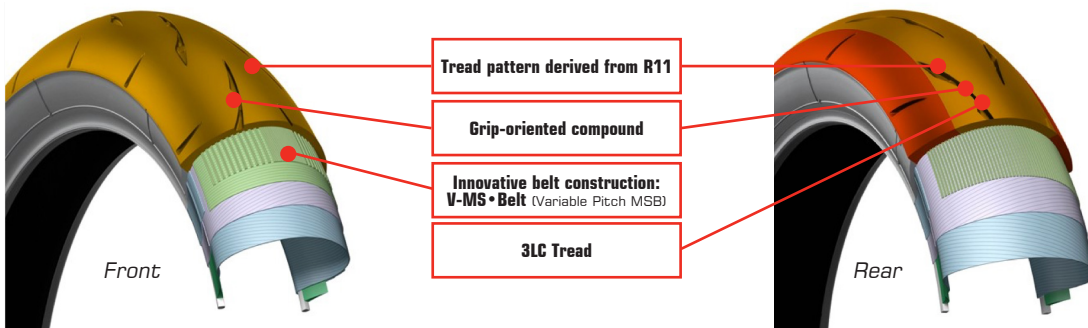
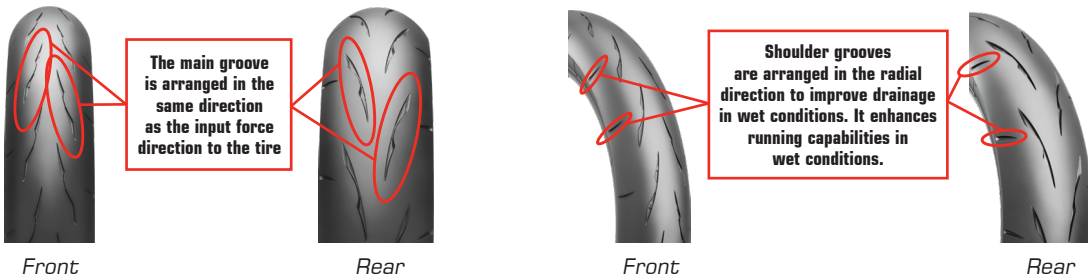


CR11 FRONT CR11 REAR



\*Rear Tire Only

### TECHNICAL FEATURES



Tire Size	Tire Construction & Pattern	Article Number
<b>FRONT</b>		
110/80R18 M/C	BATTLAX CLASSIC RACING CR11	11626
<b>REAR</b>		
150/65R18 M/C	BATTLAX CLASSIC RACING CR11	11638



## POSITIONING

1000cc | 600cc | 400cc | 250cc | 125cc | 50cc

SPORT



# HIGH PERFORMANCE SPORT RADIALS

## BATTLAX RACING STREET RS11

Enhance the ride of your liter bike with Bridgestone's flagship sport tire. The Battlax Racing Street RS11 is built with technology derived from the highest levels of racing. Whether you are chasing lap times, or riding your favorite winding road, enjoy Bridgestone's most aggressive street sport tire.

- Increased cornering grip and stability, with improved rider feedback:
  - The RS11 is the first road-oriented tire that has adopted the new V-MS-Belt construction in the rear which is currently used in Bridgestone's highest performing race tires. This significantly improves the contact area with the road surface, enhancing cornering grip.\*
  - A new molecular approach of fine carbon particles in terms of compounding has improved the bite to the road surface and enhanced the grip characteristics of the compound itself.\*
  - New 3LC compounds on the front and rear create greater grip, increased cornering stability, and improved rider feedback. No sacrifice to straight line stability.\*
- Groove pattern inspired by the BATTLAX Racing R11: Design adaptations make it an incredibly capable track tire, while still maintaining street tire performance.
- Increased wet performance: Enhanced water dispersion due to new groove design \*
- 1.9 seconds faster per 2 minute lap\*
- Sizing for modern liter bikes
- DOT Approved (No warmers needed)

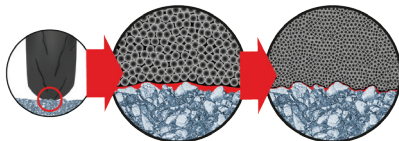
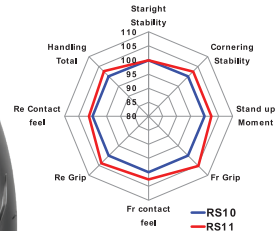
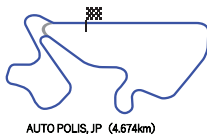
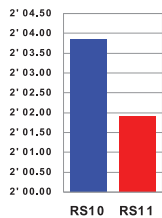
\*Disclaimer: Comparison based on Battlax Racing Street RS11 tire versus Battlax Racing Street RS10 tire from internal testing. Results may vary.

SPORT

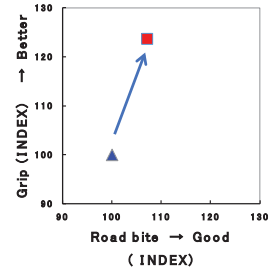
### TECHNICAL FEATURES Front Rear



AVE. LAP TIME (3 LAPS)



A new molecular approach of fine carbon particles in terms of compounding has improved the bite to the road surface and enhanced the grip characteristics of the compound itself.



Tire Size	Load Speed	Tire Construction & Pattern	Letter Code	Overall Diameter	Tread Width	OTD 32nds	(Measuring Rim) Approved Rim	Max P.S.I.	Article Number
<b>FRONT</b>									
120/70ZR17M/C	58W	RS11F BW TL		23.66	4.69	4.38	(3.50) 3.50~3.75	42	011956
<b>REAR</b>									
190/55ZR17M/C	75W	RS11R BW TL		25.55	7.4	6.16	(6.00) 5.50~6.00	42	011665
200/55ZR17M/C	78W	RS11R BW TL		25.83	7.76	6.16	(6.25) 6.00~6.50	42	011670

# HIGH PERFORMANCE SPORT RADIALS

## BATLAX RACING STREET RS10

- High-performance sport radials optimized for high-grip and handling performance on dry surfaces.
- Bridgestone's MotoGP development analysis was used to determine the placement of new 3-D tread grooves to improve stability, grip and handling by optimizing block stiffness.
- Specially formulated rubber compounds front and rear offer sure grip as well as increased durability.
- RS10 (front) uses a Mono-Spiral Belt constructed with stiffer steel to enhance rigidity of the tread area for upgraded response and stability.
- Cap and Base (rear) adds tread stiffness for stability when braking and accelerating.
- Softer sidewall construction (rear) incorporated for better damping to improve handling.
- **Compares to:** Michelin Power Supersport, Pirelli Rosso Corsa, Metzeler Racetec K3.



\*All comparisons made to Bridgestone BT-003RS Ultra-High Performance Sport Radial

### TECHNICAL FEATURES

### Front

### Rear

\*1



Dual Compound

\*2



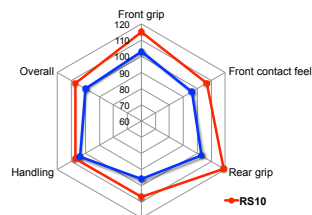
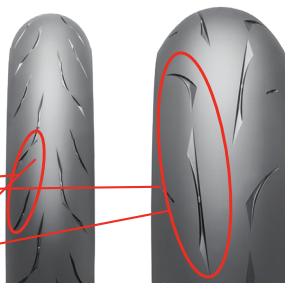
\*3



- \*1: All Rear Sizes
- \*2: All Rear Sizes
- \*3: Front

Grooves are aligned in the direction of the forces when cornering.

Super long pitch pattern design for greater stability, consistent, predictable behavior, and greater block stiffness.



Tire Size	Load Speed	Tire Construction & Pattern	Letter Code	Overall Diameter	Tread Width	OTD 32nds	(Measuring Rim) Approved Rim	Max P.S.I.	Article Number
<b>FRONT</b>									
110/70ZR17 M/C	(54H)	RS10F BW TL		23.27	4.29	4	(3.00) 3.00-3.50	41	005429
120/70ZR17M/C	(58W)	RS10F BW TL		23.6	4.7	4	(3.5) 3.0-3.5	42	003861
<b>REAR</b>									
140/70ZR17 M/C	(66H)	RS10R BW TL		24.69	5.71	6	(3.75) 3.75-4.50	41	005460
150/60ZR17	(66H)	RS10R BW TL		24.41	6.10	6	(4.25) 4.00-4.50	41	005533
180/55ZR17M/C	(73W)	RS10R BW TL		25.2	7.2	6	(5.5) 5.5-6.0	42	004637
190/55ZR17M/C	(75W)	RS10R BW TL		25.5	7.4	6	(6.0) 5.5-6.0	42	003862
200/55ZR17M/C	(78W)	RS10R BW TL		25.7	7.8	6	(6.25) 6.0-6.5	42	003864
190/50ZR17M/C	(73W)	RS10R BW TL		24.9	7.5	6	(6.0) 5.5-6.0	42	005469

\*\*For more sizes please visit [www.BridgestoneMotorcycleTires.com](http://www.BridgestoneMotorcycleTires.com)

# HIGH PERFORMANCE SPORT RADIALS

## BATTLAX HYPERSPORT S22

The BATTLAX HYPERSPORT S22 is Bridgestone's premier tire for the modern street sport bike. Starting where the S21 left off, the S22 has improved both the compounds and pattern design, to promote better handling in all conditions, without compromising wear.

- New front and rear compound improves the S22's dry grip\*
- New front and rear pattern design, and a new rear compound improves the overall wet grip\*
- Improved handling response due to increased pattern rigidity\*



### FRONT AND REAR

#### New Pattern Design

- Enhanced groove design with optimized rigidity\*
- Improved wet performance\*
- Improved handling response\*

#### New Compound Front CL & Rear TR


- Improved dry grip\*

#### New Compound Rear Center

- Improved wet performance by utilizing fine grain Silica\*

#### MS•BELT Front & Rear

- Promotes handling and stability



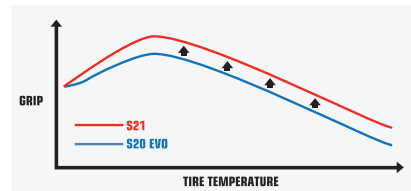
Tire Size	Load Speed	Tire Construction & Pattern	Letter Code	Overall Diameter	Tread Width	OTD 32nds	(Measuring Rim) Approved Rim	Max P.S.I.	Article Number
<b>FRONT</b>									
110/70R17M/C	54H	Battlax Hypersport S22		23.3	4.4	4	(3.0) 3.0~3.5	41	011668
120/70ZR17M/C	58(W)	Battlax Hypersport S22		23.7	4.7	5	(3.5) 3.5~3.75	42	011449
<b>REAR</b>									
140/70R17M/C	66H	Battlax Hypersport S22		25.5	7.2	7	(5.0) 5.0~5.5	41	011679
150/60R17M/C	66H	Battlax Hypersport S22		24.4	6.3	7	(4.25) 4.25~4.5	41	011624
160/60ZR17M/C	69(W)	Battlax Hypersport S22		24.8	6.4	8	(4.5) 4.25~5	42	009328
180/55ZR17M/C	73(W)	Battlax Hypersport S22		24.9	7.1	8	(5.5) 5.5~6	42	011450
180/60ZR17M/C	75W	Battlax Hypersport S22		25.5	7.2	7	(5.0) 5.0~5.5	41	011503
190/55ZR17M/C	75(W)	Battlax Hypersport S22		25.5	7.6	7	(6) 5.5~6	42	009848
200/55ZR17M/C	78(W)	Battlax Hypersport S22		25.9	7.8	7	(6.25) 5.5~6.5	42	009346
190/50ZR17M/C	73(W)	Battlax Hypersport S22		24.7	7.5	8	(6) 5.5~6	42	009329

# HIGH PERFORMANCE SPORT RADIALS

## BATTLAX HYPERSPORT S21

- Dry grip and wear life significantly improved without sacrificing wet performance.
- 3D cross grooves designed to optimize rigidity and improve contact with the road.
- Dual compound front tire (3LC) with revised profile generates higher grip at lower lean angles.
- Triple compound rear tire (5LC) with revised profile provides improved stability and durability.
- Enhanced Micro-contact-patch Compound (EMC) technology used for both front and rear shoulder compounds. EMC increases grip potential and improves thermal stability to make sure the tire performance remains consistent as temps go up.
- **Compares to:** Dunlop Q3+, Michelin Pilot Power 3, Pirelli Diablo Rosso II, Metzeler Sportec M7 RR.

\*All comparisons made to Bridgestone S20 EVO Ultra-High Performance Sport Radial

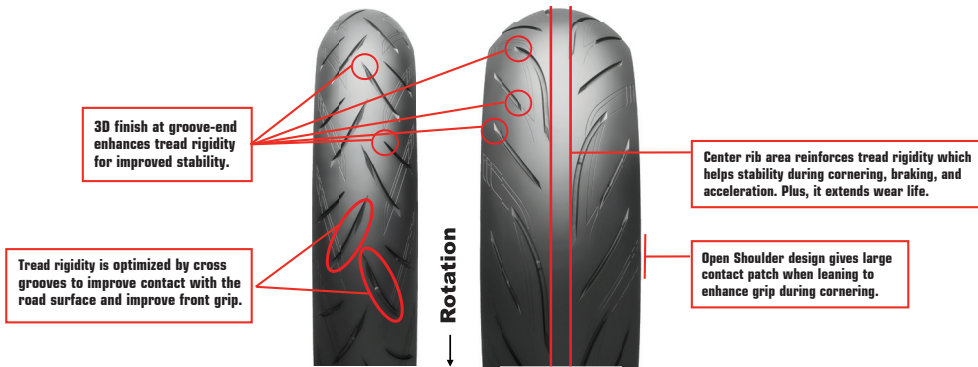


TECHNICAL FEATURES

Front Rear



\*Applied technologies are subject to sizes



Tire Size	Load Speed	Tire Construction & Pattern	Letter Code	Overall Diameter	Tread Width	OTD 32nds	(Measuring Rim) Approved Rim	Max P.S.I.	Article Number
<b>FRONT</b>									
130/70ZR16M/C	(61W)	S21F BW TL		23.2	5.1	5	(3.5) 3.5~4.0	42	005529
120/60ZR17M/C	(55W)	S21F BW TL		23.0	4.7	5	(3.5) 3.0~3.5	42	005528
<b>REAR</b>									
160/60ZR17M/C	(69W)	S21R BW TL		24.9	6.5	8	(4.5) 4.5~5.0	42	005531
180/55ZR17M/C	(73W)	S21R BW TL		24.8	7.3	8	(5.5) 5.5~6.0	42	005485
200/55ZR17M/C	(78W)	S21R BW TL		25.9	7.9	7	(6.25) 6.0~6.5	42	005532
190/50ZR17M/C	(73W)	S21R BW TL		24.9	7.5	8	(6.0) 5.5~6.0	42	005486

\*\*For more sizes please visit [www.BridgestoneMotorcycleTires.com](http://www.BridgestoneMotorcycleTires.com)



# HIGH PERFORMANCE SPORT RADIALS

## **BATTLAX** HYPERSPORT *≡* **S20EVO**

- Ultra-High Performance, H-Rated Radials specifically designed to enhance handling performance and cornering of light weight sport bikes.
- Other technologies used include: (MS-Belt) Mono-Spiral Belt, (HTSPC) High Tensile Super Penetrated Cord and Enhanced Bead Filler, to achieve high levels of all-around sport bike performance.
- Optimized rubber compounds (single rubber tread compound) and carcass constructions offer enhanced grip and handling for smaller motorcycles.
- **Compares to:** Dunlop Sportmax GPR-300, Michelin Pilot Street, Shinko SR880/881.



**S20 EVO  
FRONT**

**S20 EVO  
REAR**



**Discontinued for 2021, available while supplies last**

Tire Size	Load Speed	Tire Construction & Pattern	Letter Code	Overall Diameter	Tread Width	OTD 32nds	(Measuring Rim) Approved Rim	Max P.S.I.	Article Number
<b>FRONT</b>									
110/70R17M/C	54H	S20F EVO BW TL		23.3	4.4	5	(3.0) 2.95~3.5	42	003261
<b>REAR</b>									
140/70R17M/C	66H	S20R EVO BW TL		24.7	5.7	6	(4.0) 3.5~4.5	42	003262



SPORT



## POSITIONING

1000cc | 600cc | 400cc | 250cc | 125cc | 50cc

SPORT/  
SPORT TOURING

BATTLEAX  
SPORT TOURING  
**T32**

BATTLEAX  
SPORT TOURING  
**T31**

# SPORT TOURING

## BATTLAX SPORT TOURING T32

Following in the footsteps of the T31, the T32 takes a step forward by incorporating innovative new tread designs and rubber compounds to give sport touring riders the confidence to hit the road, rain or shine.

- Evacuates water more effectively with a new tread pattern featuring Pulse Groove Technology™ and Silica Rich compounds.\*
- Increased cornering grip and improved feel from larger adhesion area provided by a 13% larger rear contact patch.\*
- 7% shorter wet stopping distance with no sacrifice in wear life\*
- Specific GT spec options for heavier bikes provides additional stability and 10% more wear life\*
- GT Spec tires are recommend for bikes that have a dry weight above 500 lbs (where applicable sizes exist).



GT SPEC FRONT



GT SPEC REAR

\*Comparison based on Battlax T32 tire versus Bridgestone Battlax T31 tire from internal testing. Results may vary.

### TECHNICAL FEATURES

### Front

### Rear

Front Only



Rear Only



Front and Rear



Tire Size	Load Speed	Tire Construction & Pattern	Letter Code	Overall Diameter	Tread Width	OTD 32nds	(Measuring Rim) Approved Rim	Max P.S.I.	Article Number
<b>FRONT</b>									
110/70ZR17M/C	54W	BATTLAX SPORT TOURING T32F		23.23	5.4	5	(3.0) 2.75-3.5	42	12670
120/60ZR17M/C	55W	BATTLAX SPORT TOURING T32F		22.95	7.4	5	(3.5) 3.0-3.4	42	12667
120/70ZR17M/C	58W	BATTLAX SPORT TOURING T32F		23.62	6.5	5	(3.5) 3.0-3.5	42	12414
120/70ZR17M/C	58W	BATTLAX SPORT TOURING T32F	GT	23.74	4.8	5	(3.5) 3.0-3.5	42	12733
110/80ZR18M/C	58W	BATTLAX SPORT TOURING T32F		25.04	4.3	5	(2.5) 2.5-3.0	42	12669
120/70ZR18M/C	59W	BATTLAX SPORT TOURING T32F		24.76	7.5	5	(3.5) 3.0-3.5	42	12664
120/70ZR18M/C	59W	BATTLAX SPORT TOURING T32F	GT	24.76	4.8	5	(3.5) 3.0-3.5	42	12681
110/80ZR19M/C	59V	BATTLAX SPORT TOURING T32F		25.98	4.7	5	(2.5) 2.5-3.0	42	12680
120/70ZR19M/C	60W	BATTLAX SPORT TOURING T32F		25.59	4.3	5	(3.5) 3.0-3.75	42	12672
<b>REAR</b>									
150/70ZR17M/C	69W	BATTLAX SPORT TOURING T32R		25.24	7.0	8	(4.0) 4.0--4.5	42	12665
160/60ZR17M/C	69W	BATTLAX SPORT TOURING T32R		24.57	6.0	8	(4.5) 4.5-5.0	42	12673
160/70ZR17M/C	73W	BATTLAX SPORT TOURING T32R		25.79	4.8	8	(4.5) 4.5-5.0	42	12674
170/60ZR17M/C	72W	BATTLAX SPORT TOURING T32R		25.08	6.3	8	(4.5) 4.5-5.5	42	12675
170/60ZR17M/C	72W	BATTLAX SPORT TOURING T32R	GT	25.08	7.1	8	(4.5) 4.5-5.5	42	12682
180/55ZR17M/C	73W	BATTLAX SPORT TOURING T32R	GT	24.76	4.8	8	(5.5) 5.5-6.0	42	12415
180/55ZR17M/C	73W	BATTLAX SPORT TOURING T32R		24.76	6.5	8	(5.5) 5.5-6.0	42	12702
190/50ZR17M/C	73W	BATTLAX SPORT TOURING T32R		24.57	4.3	8	(6.0) 5.5-6.0	42	12676
190/55ZR17M/C	75W	BATTLAX SPORT TOURING T32R		25.31	4.4	8	(6.0) 5.5-6.0	42	12677
190/55ZR17M/C	75W	BATTLAX SPORT TOURING T32R	GT	25.28	4.8	8	(6.0) 5.5-6.0	42	12684
140/70ZR18M/C	67V	BATTLAX SPORT TOURING T32R		25.71	4.8	9	(4.0) 3.5-4.5	42	12679
160/60ZR18M/C	70W	BATTLAX SPORT TOURING T32R		25.51	4.8	8	(4.5) 4.5-5.0	42	12668

## SPORT TOURING

### BATTLAX SPORT TOURING T31

- The T31 replaces the very successful T30 EVO as the next evolution in Bridgestone's long line of sport-touring tires.
- T31 delivers our best ever wet weather performance without sacrificing the dry handling and wear life that the T30 EVO has become known for.
- Tread pattern with deco groove is optimized to ensure confidence-inspiring wet weather performance with a bold look.
- Optimized Mono-Spiral Belt construction (MSB) provides dynamic handling response with a light, linear feel and superb line holding ability.
- Front compound and revised 3LC rear construction enhance stability and all weather grip to shorten wet braking distance and improve traction while offering long tread life.
- "GT" Spec is available in 5 sizes to suit heavy-weight sport-touring machines.
- **Compares to:** Dunlop Roadsmart III, Michelin Pilot Road 4, Pirelli Angel GT, Metzeler Roadtec O1.



T31 FRONT

T31 REAR

\*All comparisons made to Bridgestone T30 Sport Touring Tire

#### TECHNICAL FEATURES

#### Front Rear



Tire Size	Load Speed	Tire Construction & Pattern	Letter Code	Overall Diameter	Tread Width	OTD 32nds	(Measuring Rim) Approved Rim	Max P.S.I.	Article Number
<b>FRONT</b>									
110/70ZR17M/C	(54W)	T31F BW TL		23.3	4.3	4.4	(3.0) 2.75~3.5	42	007440
120/70ZR17M/C	(58W)	T31F BW TL		23.7	4.9	4.4	(3.5) 3.0~3.5	42	007282
120/70ZR17M/C	(58W)	T31F BW TL	GT	23.8	4.8	4.3	(3.5) 3.0~3.5	42	009034
120/60ZR17M/C	(55W)	T31F BW TL		23.0	4.8	4.4	(3.5) 3.0~3.5	42	007187
110/80ZR18M/C	(58W)	T31F BW TL		25.1	4.3	4.4	(2.5) 2.5~3.0	42	007442
120/70ZR18M/C	(59W)	T31F BW TL	GT	24.8	4.8	4.3	(3.5) 3.0~3.5	42	007444
110/80ZR19M/C	(59W)	T31F BW TL		26.1	4.3	4.3	(2.5) 2.5~3.0	42	007443
120/70ZR19M/C	(60W)	T31F BW TL		25.7	4.7	4.3	(3.5) 3.0~3.75	42	007189
<b>REAR</b>									
150/70ZR17M/C	(69W)	T31R BW TL		25.3	6.0	6.4	(4.0) 4.0~4.5	42	007446
160/70ZR17M/C	(73W)	T31R BW TL		25.9	6.3	6.4	(4.5) 4.5~5.0	42	007449
160/60ZR17M/C	(69W)	T31R BW TL		24.6	6.3	6.4	(4.5) 4.5~5.0	42	007447
170/60ZR17M/C	(72W)	T31R BW TL	GT	25.1	6.6	6.4	(4.5) 4.5~5.5	42	007190
180/55ZR17M/C	(73W)	T31R BW TL		24.8	7.2	6.7	(5.5) 5.5~6.0	42	009092
180/55ZR17M/C	(73W)	T31R BW TL	GT	24.8	7.2	6.7	(5.5) 5.5~6.0	42	007283
190/55ZR17M/C	(75W)	T31R BW TL		25.4	7.4	6.4	(6.0) 5.5~6.0	42	008823
190/55ZR17M/C	(75W)	T31R BW TL	GT	25.3	7.4	6.4	(6.0) 5.5~6.0	42	009035
190/50ZR17M/C	(73W)	T31R BW TL		24.6	7.5	6.4	(6.0) 5.5~6.0	42	007450
160/60ZR18M/C	(70W)	T31R BW TL		25.6	6.3	6.4	(4.5) 4.5~5.0	42	007448



SPORT TOURING



## POSITIONING

1000cc

| 600cc

| 400cc

| 250cc

| 125cc

| 50cc

CRUISER

BATTLECRUISE  
**H50**

EXEDRA **MAX**

EXEDRA

## AMERICAN V-TWIN TIRES

- High performance tires designed specifically with the American V-Twin rider in mind.
- Compounds and profiles designed to offer the optimal balance of handling, mileage and rider comfort.
- Optimum tread pattern for high powered American V-Twins with attractive diamond cross deco-groove.
- Get 50% better rear tire wear than Dunlop D401.\*
- Carcass designed for easier steering and improved ride quality for long distance riding.
- Compares to: Dunlop American Elite, Michelin Commander II, Pirelli Night Dragon, Metzeler ME880/888.
- Supplemental road hazard limited warranty included. See website for warranty details.

# BATTLECRUISE H50



FRONT

### Front Tire Construction

In addition to the Battlecruise H50 tire's handling performance, Bridgestone focused on the vertical stiffness of the tire to ensure ride comfort on long trips.

### Outcome

- Strategic reinforcement on the carcass and envelope
- The right balance between rigidity and shock absorption

### Benefits

- Improved vibration damping
- Higher shock absorption



REAR

### Rear Tire Profile

- Larger crown profile (CR)
- Designed to optimize the slip and adhesion portion of rubber on road surfaces

### Benefits

- Optimized profile with a newly developed compound delivers the satisfaction of extended mileage.

\*Comparison of Bridgestone Battlecruise H50 vs. Dunlop D402F/D401. Results may vary depending on proper tire and vehicle maintenance, road conditions, and driving habits.

**AMERICAN V-TWIN REPLACEMENT**

**BATTLECRUISE H50**

Tire Size	Load Speed	Tire Construction & Pattern	Letter Code	Overall Diameter	Tread Width	OTD 32nds	(Measuring Rim) Approved Rim	Max P.S.I.	Article Number
<b>FRONT</b>									
130/90B16M/C	67H	Battlecruise H50F TL		25.2	5.1	5	(3.5) 2.5~3.5	41	006926
130/90B16M/C	73H	Battlecruise H50F RFD TL		25.2	5.1	5	(3.5) 2.5~3.5	48	006561
100/80-17M/C	52H	Battlecruise H50F		23.4	4.1	5	2.5	42	08708
130/80B17M/C	65H	Battlecruise H50F TL		25.2	5	7	(3) 2.50~3.50	41	008817
140/75R17M/C	67W	Battlecruise H50F TL		25.4	5.4	5	(3.5) 3.50~4.25	41	008846
120/70ZR18M/C	59W	Battlecruise H50F TL		24.8	4.7	5	(3.5) 3.50~3.75	42	008925
130/70B18M/C	63H	Battlecruise H50F TL		25.2	5	7	(3.5) 3.00~4.00	41	007082
100/90B19M/C	57H	Battlecruise H50F TL		26.3	3.9	5	(2.5) 2.15~2.75	41	006911
120/70ZR19M/C	60W	Battlecruise H50F TL		25.7	4.8	5	(3.5) 3.00~3.75	41	007188
130/60B19M/C	61H	Battlecruise H50F TL		25.2	5	7	(3.5) 3.00~4.00	41	009037
80/90-21M/C	54H	Battlecruise H50F RFD TL		26.7	3.2	5	(1.85) 1.85~2.15	48	006912
130/60B21M/C	63H	Battlecruise H50F TL		27.1	5	5	(3.5) 3.00~4.00	41	009090
<b>REAR</b>									
140/75R15M/C	65H	Battlecruise H50R		23.3	5.4	8	(3.5) 3.5 ~ 4.25	41	011497
130/90B16M/C	73H	Battlecruise H50R RFD TL		25.2	5.1	9	(3.5) 2.5~3.5	48	006913
140/90B16M/C	77H	Battlecruise H50R RFD TL		26	5.7	9	(3.5) 3.5~3.75	48	006914
150/80B16M/C	77H	Battlecruise H50R RFD TL		25.5	5.9	9	(3.5) 3.0~4.0	48	006562
180/70B16M/C	77H	Battlecruise H50R TL		25.9	7.2	9	(5) 4.25~5.50	41	008821
180/65B16M/C	81H	Battlecruise H50R RFD TL		25.2	7.1	10	(5) 4.25~5.50	48	008819
160/70B17M/C	73V	Battlecruise H50R TL		25.8	6.2	8	(5.0) 4.25~5.0	41	006915
150/60ZR17M/C	66W	Battlecruise H50R TL		24.1	5.8	8	(4) 4.00~4.50	42	008847
180/60B17M/C	75V	Battlecruise H50R TL		25.5	7.2	8	(5) 4.25~5.50	41	008820
180/55B18M/C	80H	Battlecruise H50R RFD TL		26.1	7	9	(5.5) 5.00~6.00	42	009091
200/55R17M/C	78V	Battlecruise H50R TL		25.8	7.7	8	(6.25) 6.00~6.50	41	008786
240/40R18M/C	79V	Battlecruise H50R TL		25.6	9.5	8	(8.5) 8.00~9.00	42	009032

CRUISER





# HONDA GOLD WING

## EXEDRA G853 & G852

- **OE fitment on the 2018-2021 Honda GL 1800**
- Performance Radial design to offer solid performance and mileage.
- Silica enriched compound offers a high level of grip on both wet and dry surfaces.
- Aramid Mono-Spiral Belt construction (rear) offers high speed stability and shock absorption.



G853 FRONT



G852 REAR

Tire Size	Load Speed	Tire Construction & Pattern	Letter Code	Overall Diameter	Tread Width	OTD 32nds	(Measuring Rim) Approved Rim	Max P.S.I.	Article Number
<b>HONDA</b>									
<b>GL1800 (HONDA APPROVED) 2018-2019 (O.E.)</b>									
130/70R18M/C	63H	G853 RADIAL	G	25.2	5	6	(3.5) 3.5-4.0	41	9332
200/55R16M/C	77H	G852 RADIAL	G	24.6	7.8	10	(6.25) 6-6.5	41	9333

## EXEDRA G709 & G704

- **Fitment on the 2001-2017 Honda GL 1800.**
- Sport Touring Radials designed specifically for the Honda GL1800.
- Offer great performance for GL1800 Gold Wing in various conditions.



G709 FRONT

G704 REAR

Tire Size	Load Speed	Tire Construction & Pattern	Letter Code	Overall Diameter	Tread Width	OTD 32nds	(Measuring Rim) Approved Rim	Max P.S.I.	Article Number
<b>HONDA</b>									
<b>GL1800 2001-2017</b>									
130/70R18M/C	63H	G709F BW TL		25.3	5.0	6	(3.0) 3.0~4.0	41	122971
180/60R16M/C	74H	G704R BW TL		24.5	6.9	9	(5.0) 4.25~5.5	41	070627

## EXEDRA G701 & G702

- **Fitment on the 1988-2000 Honda GL 1500.**
- Bias-ply touring tires designed for GL1500 Gold Wing.
- **Compares to:** Dunlop Elite 4/D250, Metzeler ME 888, Avon Cobra.



G701



G702

Tire Size	Load Speed	Tire Construction & Pattern	Letter Code	Overall Diameter	Tread Width	OTD 32nds	(Measuring Rim) Approved Rim	Max P.S.I.	Article Number
<b>HONDA</b>									
<b>GL1500 1988-2000</b>									
130/70-18M/C	63H	G701F BW TL		25.2	5.0	6	(3.0) 3.0~4.0	41	074896
160/80-16M/C	80H	G702R BW TL		26.0	6.3	9	(3.5) 3.75~4.5	41	074918

## METRIC CRUISER RADIALS REPLACEMENT

### EXEDRA G851 & G850

- Performance Radials designed for large cruisers, offer solid performance and mileage.
- Silica enriched compound offers a high level of grip on both wet & dry surfaces.
- Aramid Mono-Spiral Belt construction (rear) offers high speed stability and shock absorption.



**G851 FRONT**



**G850 REAR**



Tire Size	Load Speed	Tire Construction & Pattern	Letter Code	Overall Diameter	Tread Width	OTD 32nds	(Measuring Rim) Approved Rim	Max P.S.I.	Article Number
<b>FRONT</b>									
130/70R18M/C	(63W)	G851F BW TL		25.3	5.0	5	(3.5) 3.5-4.0	42	059237
<b>REAR</b>									
180/55ZR18M/C	(74W)	G850R BW TL		25.8	6.9	7	(5.5) 5.5-6.0	42	059407

## METRIC CRUISER & TOURING REPLACEMENT TIRES

### EXEDRA MAX

- Both Bias-Ply and Radial applications. Radials will have an "R" in the size designation.
- Specific rubber compound for cruiser applications designed for long mileage.
- Unique wide shape of tire profile supports touring-type riding while reducing fatigue.
- Belt package construction provides linear handling, even for heavy bikes and 2-up riding.
- Rubber compounds designed for wet and dry performance and patterns designed for enhanced water evacuation.



**EXEDRA MAX FRONT**

**EXEDRA MAX REAR**

Tire Size	Load Speed	Tire Construction & Pattern	Letter Code	Overall Diameter	Tread Width	OTD 32nds	(Measuring Rim) Approved Rim	Max P.S.I.	Article Number
<b>FRONT</b>									
150/80R16M/C	71V	Exedra Max BW TL		25.4	5.9	5	(3.5) 3.0-4.0	41	004625
150/80-16M/C	71H	Exedra Max BW TL		25.4	5.9	5	(3.5) 3.0-4.0	41	004931
120/90-17M/C	64H	Exedra Max BW TL		25.5	4.7	6	(2.75) 2.5-3.0	41	004999
130/70R17M/C	(62W)	Exedra Max BW TL		24.2	5.1	5	(3.5) 3.0-4.0	43	004829
110/90-18M/C	61H	Exedra Max BW TL		25.8	4.3	5	(2.5) 2.15-3.0	41	005084
130/70ZR18M/C	(63W)	Exedra Max BW TL		25.2	5.1	5	(3.5) 3.0-4.0	43	004727
100/90-19M/C	57H	Exedra Max BW TL		26.1	4.0	6	(2.5) 2.15-2.75	41	004948
110/90-19M/C	62H	Exedra Max BW TL		26.8	4.3	5	(2.15) 2.15-3.0	41	005067
90/90-21M/C	54H	Exedra Max BW TL		27.4	3.5	5	(2.15) 1.85-2.15	41	005050
<b>REAR</b>									
140/90-15M/C	70H	Exedra Max BW TL		24.9	5.6	9	(3.5) 2.75-3.75	41	005033
150/90B15M/C	74V	Exedra Max BW TL		25.6	5.9	9	(3.5) 3.0-4.0	43	004914
160/80-15M/C	74S	Exedra Max BW TL		25.1	6.3	9	(3.5) 3.5-4.5	37	004982
170/80B15M/C	77H	Exedra Max BW TL		25.7	6.7	9	(4.0) 3.5-4.5	41	004880
180/70-15M/C	76H	Exedra Max BW TL		24.9	7.1	9	(5.0) 4.25-5.5	41	004965
170/70B16M/C	75H	Exedra Max BW TL		25.4	6.6	9	(5.0) 4.5-5.5	41	004863
180/70R16M/C	77V	Exedra Max BW TL		25.9	7.1	7	(5.0) 5.0-5.5	43	004795
200/60R16M/C	79V	Exedra Max BW TL		25.6	8.1	7	(5.5) 5.5-6.25	43	004676
240/55R16M/C	86V	Exedra Max BW TL		26.4	9.4	9	(8.0) 7.0-8.0	43	004710
170/60ZR17M/C	(72W)	Exedra Max BW TL		25.0	6.6	7	(4.5) 4.5-5.5	43	004744
200/50ZR17M/C	(75W)	Exedra Max BW TL		24.9	7.9	7	(6.25) 6.0-6.5	43	004659

# BATTLECRUISE H50



CRUISER



VINTAGE AND CUSTOM

## POSITIONING

1000cc

600cc

400cc

250cc

125cc

50cc

VINTAGE &  
CUSTOM

**BATTLAX**  
SQUADRASTRADE  
SCORAMBELLER  
**AX41S**

**BATTLAX BT46**

# VINTAGE

## BATTLAX BT46

Upgrading an icon is never easy. The BT46 replaces the BT45 as Bridgestone's premier Bias-Ply vintage sport and touring tire. The BT46 improves wet grip without sacrificing wear life or handling characteristics\*.

### Key Benefits:

- Bias-Ply Tire designed for vintage sport and touring motorcycles
- New Silica single compound in the rear to maximize performance, grip, and wear
- Increased wet performance\*
- No sacrifice in wear life\*

\*Compared to the Bridgestone BATTALX BT45

\*\*Universal Mount



BT46 FRONT

BT46 REAR



## SIZE/AVAILABILITY CHART

Tire Size	Load Speed	Tire Construction & Pattern	UM Code	Overall Diameter	Tread Width	OTD 32nds	(Measuring Rim) Approved Rim	Max P.S.I.	Article Number
<b>FRONT</b>									
100/90-16M/C	54H	Battlax BT46F	UM	23.11	4.02	5.68	(2.50) 2.50-2.75	41	12325
110/90-16M/C	59V	Battlax BT46F		23.78	4.4	6	2.15-3	41	12671
120/80-16M/C	60V	Battlax BT46F		23.545	4.8	5.68	(2.75) 2.75-3.00	41	12328
100/80-17M/C	52H	Battlax BT46F		23.43	3.98	5.68	(2.50) 2.50-2.75	41	12330
110/80-17M/C	57H	Battlax BT46F		24.0	4.3	6	(2.5) 2.15-2.75	41	11655
110/70-17M/C	54H	Battlax BT46F	UM	23.2	4.3	6	(3.0) 2.5-3.5	41	11666
120/70-17M/C	58H	Battlax BT46F		23.8	4.8	6	2.75-3.75	41	12250
100/80-18M/C	53H	Battlax BT46F		24.41	3.98	5.68	(2.50) 2.50-2.75	41	12327
110/80-18M/C	58V	Battlax BT46F		25	4.33	5.68	(2.50) 2.50-3.00	42	12329
110/90-18M/C	61H	Battlax BT46F	UM	25.8	4.3	6	(2.5) 2.15-3.0	41	11652
100/90-18M/C	56V	Battlax BT46F		25.1	3.9	6	(2.5) 2.15-2.75	41	11654
90/90-18M/C	51H	Battlax BT46F	UM	24.4	3.6	6	(2.15) 1.85-2.5	41	11658
100/90-18M/C	56H	Battlax BT46F	UM	25.1	3.9	6	(2.5) 2.15-3.0	41	11661
100/90-19M/C	57V	Battlax BT46F		26.1	3.9	6	(2.5) 2.15-2.75	41	11637
100/90-19	57H	Battlax BT46F		26.18	3.9	6	2.15-2.75	41	12748
3.25-19	54H	Battlax BT46F		26.2	3.9	6	(2.15) 1.85-2.5	41	11659
<b>REAR</b>									
130/90-16M/C	67H	Battlax BT46R		25.1	5.4	9	(3.0) 2.5-3.5	41	11635
150/80-16M/C	71V	Battlax BT46R	UM	25.4	6.1	9	(3.5) 3.0-4.0	41	11677
130/90-17M/C	68V	Battlax BT46R	UM	26.1	5.4	9	(3.0) 2.5-3.5	41	11620
130/70-17M/C	62H	Battlax BT46R	UM	24.4	5.3	9	(3.5) 3.0-4.0	41	11622
140/80-17M/C	69V	Battlax BT46R	UM	25.8	5.6	9	(3.5) 2.75-3.75	41	11623
150/70-17M/C	69H	Battlax BT46R	UM	25.2	5.9	9	(4.5) 3.5-4.5	41	11625
130/80-17M/C	65H	Battlax BT46R	UM	24.0	4.3	6	(3.0) 2.5-3.5	41	11632
120/80-17M/C	61H	Battlax BT46R	UM	24.6	4.6	9	(2.75) 2.5-3.0	41	11669
120/90-17M/C	64V	Battlax BT46R	UM	25.5	4.7	9	(2.75) 2.5-3.5	41	11674
140/70-17M/C	66H	Battlax BT46R	UM	24.7	5.5	9	(4.0) 3.5-4.5	41	11678
130/80-18M/C	66V	Battlax BT46R		25.24	5.2	9	2.5-3.5	41	12253
140/70-18M/C	67H	Battlax BT46R		25.7	5.5	9	(4.0) 3.5-4.5	41	11640
120/90-18M/C	65V	Battlax BT46R	UM	26.5	4.7	9	(2.75) 2.5-3.0	41	11642
110/80-18M/C	58H	Battlax BT46R	UM	25.2	4.	9	(2.5) 2.15-3.0	41	11643
4.00-18	64H	Battlax BT46R		26.5	4.6	9	(2.5) 2.15-3.0	41	11647
110/90-18M/C	61H	Battlax BT46R	UM	25.8	4.4	9	(2.5) 2.15-3.0	41	11649
130/70-18M/C	63H	Battlax BT46R		25.4	5.3	9	(3.5) 3.0-4.0	41	11656
120/80-18M/C	62H	Battlax BT46R	UM	25.6	4.6	9	(2.75) 2.5-3.0	41	11672
150/70-18M/C	70H	Battlax BT46R		26.3	6	8.65	(4.25) 4.00-4.50	41	12324

**VINTAGE**

**BATTLAX BT-45**

**Battlax BT-45 Sport Touring Replacements**

- Sport Touring Bias-Ply tires for mid-sized sport-touring bikes and older sport bikes.
- Features Silica enriched compound for wet and dry grip.
- Dual Compound in the rear allows for longer mileage than single compound and better stability from center, while edges offer grip and performance while cornering.
- Larger crown radius contributes to stability for high speed touring.
- Available in H and V-rated sizes.
- **Compares to:** Dunlop GT501, Pirelli Sport Demon, Metzeler Lasertec, Michelin Pilot Activ, and Macadam.



**BT-45 FRONT BT-45 REAR**



Tire Size	Load Speed	Tire Construction & Pattern	Letter Code	Overall Diameter	Tread Width	OTD 32nds	(Measuring Rim) Approved Rim	Max P.S.I.	Article Number
<b>FRONT H-RATED</b>									
100/90-16M/C	54H	BT45F BW TL		23.1	3.9	6	(2.5) 2.15-2.75	41	066001
110/70-17M/C	54H	BT45F BW TL		23.2	4.2	6	(3.0) 2.5-3.5	41	066095
120/70-17M/C	58H	BT45F BW TL		23.8	4.8	6	(3.5) 2.75-3.75	41	066109
90/90-18M/C	51H	BT45F BW TL		24.4	3.5	6	(2.15) 1.85-2.5	41	066117
100/80-18M/C	53H	BT45F BW TL		24.3	3.9	6	(2.5) 2.15-2.75	41	066133
90/90-21M/C	54H	BT45F BW TL		27.6	3.6	5	(1.85) 1.85-2.5	41	048765
<b>REAR H-RATED</b>									
120/80-17M/C	61H	BT45R BW TL		24.6	4.8	9	(2.75) 2.5-3.0	41	066176
130/80-17M/C	65H	BT45R BW TL		25.1	5.2	9	(3.0) 2.5-3.5	41	066184
130/70-17M/C	62H	BT45R BW TL		24.3	5.4	9	(3.5) 3.0-4.0	41	066192
140/70-17M/C	66H	BT45R BW TL		24.7	5.7	9	(4.0) 3.5-4.5	41	066206
<b>FRONT V-RATED</b>									
110/90-16M/C	59V	BT45F BW TL		23.8	4.4	6	(2.50) 2.15-3.0	43	072443
120/80-16M/C	60V	BT45F BW TL		23.6	4.8	6	(2.75) 2.5-3.0	43	072451
110/80-17M/C	57V	BT45F BW TL		23.9	4.2	6	(2.50) 2.15-3.0	43	084948
110/80-18M/C	58V	BT45F BW TL		24.9	4.2	6	(2.5) 2.15-3.0	43	072478
110/90-18M/C	61V	BT45F BW TL		25.8	4.4	6	(2.5) 2.15-3.0	43	072486
100/90-19M/C	57V	BT45F BW TL		26.1	3.9	6	(2.5) 2.15-2.75	43	072494
<b>REAR V-RATED</b>									
130/80-18M/C	66V	BT45R BW TL		26.1	5.2	9	(3.0) 2.5-3.5	43	072648




VINTAGE AND CUSTOM

# CUSTOM

## BATTLAX ADVENTURECROSS SCRAMBLER AX41S

The all new AX41S was developed specifically for the rider who wants classic Scrambler looks, but still desires Bridgestone performance and capability. The AX41S is truly where form meets function.

- Designed with the modern classic rider in mind.
- The touring tire compound and the 3LC™ tread for the rear promotes wet and dry performance.



### FRONT AND REAR

#### New Pattern

- Made to perform while still retaining the modern classic style

#### Touring Compound

- Reliable wet and dry performance by utilizing the latest touring compounds



#### 3LC™ Tread For Rear

### SIZE/AVAILABILITY CHART

Tire Size	Load Speed	Tire Construction & Pattern	Letter Code	Overall Diameter	Tread Width	OTD 32nds	(Measuring Rim) Approved Rim	Max P.S.I.	Article Number
<b>FRONT</b>									
120/70-17M/C	58H	Battlax Adventurecross Scrambler AX41S		23.7	4.7	5	(3.5) 3.5~3.75	42	011465
100/90-18M/C	56H	Battlax Adventurecross Scrambler AX41S		25.1	4.0	6	(2.5) 2.15~2.75	41	011630
110/80-18M/C	58H	Battlax Adventurecross Scrambler AX41S		25	4.3	5	(2.5) 2.5~3	42	011464
130/80-18M/C	78P	Battlax Adventurecross Scrambler AX41S		26.1	4.0	6	(3.0) 2.5~3.5	41	011627
100/90-19M/C	57H	Battlax Adventurecross Scrambler AX41S		25.2	5.2	9	(2.5) 2.15~2.75	41	011621
120/70-19M/C	60H	Battlax Adventurecross Scrambler AX41S		25.7	4.8	5	(3.5) 3.5~3.75	42	011466
<b>REAR</b>									
180/80-14M/C	78P	Battlax Adventurecross Scrambler AX41S		25.6	7.4	9	(4.5) 4.0~5.0	33	011631
160/60-15M/C	67H	Battlax Adventurecross Scrambler AX41S		22.6	6.4	8	(4.5) 4.5~5	42	011470
130/80-17M/C	65H	Battlax Adventurecross Scrambler AX41S		26.3	5.2	7	(3.0) 2.5~3.5	33	011650
160/60-17M/C	69H	Battlax Adventurecross Scrambler AX41S		24.6	6.2	8	(4.5) 4.25~5	42	011467
170/60-17M/C	72H	Battlax Adventurecross Scrambler AX41S		25.1	6.5	8	(4.5) 4~5.5	42	011468
180/55-17M/C	73H	Battlax Adventurecross Scrambler AX41S		24.8	7.2	8	(5.5) 5.5~6	42	011469



SCOOTER

## POSITIONING

1000cc

600cc

400cc

250cc

125cc

50cc

SCOOTER

BATLAX  
SCOOTER  
SC2

BATLAX  
SCOOTER  
SC2  
e-REIN

BATLAX  
SC



# SCOOTER

## BATTLAX SC

Sport-inspired design for the urban rider and commuter with small to medium displacement (<=400cc) scooters. Zip around your city with confidence in both wet and dry conditions.

### Key Benefits:

- Sporty handling and stability from V-shape tread pattern
- Designed to reduce noise from optimized main tread groove angle
- Wet weather grip from wider grooves
- Reduces irregular wear and shimmy via optimized tread rigidity



## SIZE/AVAILABILITY CHART

Tire Size	Load Speed	Tire Construction & Pattern	Letter Code	Overall Diameter	Tread Width	OTD 32nds	(Measuring Rim) Approved Rim	Max P.S.I.	Article Number
<b>FRONT</b>									
120/70-12	51S	BATTLAX SC		18.7	4.8	6	3.5	38	5268
110/90-12	64L	BATTLAX SC		19.9	4.3	6	2.5	36	5472
110/70-12 M/C	47L	BATTLAX SC		18.2	4.3	7	3	33	7376
110/90-13 M/C	56L	BATTLAX SC		20.9	4.3	6	2.5	33	5267
120/70-13 M/C	53P	BATTLAX SC		19.6	4.8	7	3.5	33	5269
120/80-14 M/C	58S	BATTLAX SC		21.6	4.6	6	2.75	36	5272
120/70-15 M/C	56S	BATTLAX SC		21.7	4.8	7	3.5	38	5270
100/80-16 M/C	50P	BATTLAX SC		22.3	3.9	6	2.5	33	5265
110/70-16 M/C	52S	BATTLAX SC		22.0	4.3	6	3	33	8787
<b>REAR</b>									
120/90-10	66J	BATTLAX SC		18.6	4.8	8	2.75	36	5473
130/70-12	62P	BATTLAX SC		19.3	5.0	8	3.5	41	5474
130/70-12	56L	BATTLAX SC		19.2	5.0	8	3.5	33	7377
120/70-12	51L	BATTLAX SC		18.8	4.8	7	3.5	33	12170
130/70-13 M/C	57P	BATTLAX SC		20.3	5.0	8	3.5	33	5261
150/70-13 M/C	64S	BATTLAX SC		21.4	5.7	10	4	36	5263
140/70-13 M/C	61P	BATTLAX SC		20.7	5.7	9	4	33	12168
90/90-14 M/C	46P	BATTLAX SC		20.6	3.5	8	2.15	33	5264
140/70-14 M/C	68S	BATTLAX SC		21.8	5.5	9	4	45	12169
110/80-14 M/C	53P	BATTLAX SC		21.0	4.3	8	2.5	33	12171
100/90-14 M/C	51P	BATTLAX SC		21.1	3.9	7	2.5	33	12172
100/90-14 M/C	57P	BATTLAX SC		21.1	3.9	7	2.5	41	12173
90/80-14 M/C	49P	BATTLAX SC		19.7	3.5	7	2.15	41	12174
120/80-16 M/C	60P	BATTLAX SC		23.6	4.7	8	2.75	33	5260

# SCOOTER

## BATTLAX SCOOTER SC2

Experience the full potential of your maxi-scooter with the hypersport-inspired Battlax SC2. Whether blasting through the morning commute or discovering your new favorite backroad, the SC2 has you covered.

### Key Benefits:

- Enhanced precision feeling and handling because of MSB construction\*
- Confidence inspiring grip because of 3LC rear construction
- Enhanced dry cornering grip due to increased block rigidity and featuring same tread pattern as BATTLAX Hypersport S21\*
- Optimized groove angle designed to improve deformation and roll characteristics\*

\*Comparison based on BATTLAX Scooter SC2 vs. BATTLAX SC from internal testing. Results may vary depending on proper tire and vehicle maintenance, road conditions, and driving habits.



**FRONT REAR**



\*1: Rear (160/60R15 M/C)  
\*2: Rear tire only

### SIZE/AVAILABILITY CHART

Tire Size	Load Speed	Tire Construction & Pattern	Letter Code	Overall Diameter	Tread Width	OTD 32nds	(Measuring Rim) Approved Rim	Max P.S.I.	Article Number
<b>FRONT</b>									
120/70R14 M/C	55H	BATTLAX SCOOTER SC2		20.8	4.7	5	3.5	41	8783
120/70R15 M/C	56H	BATTLAX SCOOTER SC2		21.7	4.7	5	3.5	41	8784
<b>REAR</b>									
160/60R14 M/C	65H	BATTLAX SCOOTER SC2		21.6	6.3	8	4.5	41	8927
160/60R15 M/C	67H	BATTLAX SCOOTER SC2		22.6	6.4	8	4.5	41	8785

## BATTLAX SCOOTER SC2 Rain

For the maxi-scooter ride who doesn't let a little rain slow them down. Ride confidently and in style on this versatile tread pattern that is derived from the Battlax Sport Touring T31.

### Key Benefits:

- Enhanced precision feeling and handling because of MSB construction\*
- Confidence inspiring grip because of 3LC rear construction
- Enhanced grip in wet and cold conditions due to high silica compound\*
- Features groove ratio and tread pattern found in BATTLAX Sport Touring T31. Designed to improve water drainage
- Optimized groove angle designed to improve deformation and roll characteristics\*

\*Comparison based on BATTLAX Scooter SC2 vs. BATTLAX SC from internal testing. Results may vary depending on proper tire and vehicle maintenance, road conditions, and driving habits.



**FRONT REAR**



\*1: Rear (160/60R15 M/C)  
\*2: Rear tire only

### SIZE/AVAILABILITY CHART

Tire Size	Load Speed	Tire Construction & Pattern	Letter Code	Overall Diameter	Tread Width	OTD 32nds	(Measuring Rim) Approved Rim	Max P.S.I.	Article Number
<b>FRONT</b>									
120/70R15 M/C	56H	BATTLAX SCOOTER SC2 RAIN		21.7	4.7	5	3.5	41	8924
<b>REAR</b>									
160/60R14 M/C	65H	BATTLAX SCOOTER SC2 RAIN		21.6	6.3	8	4.5	41	8928
160/60R15 M/C	67H	BATTLAX SCOOTER SC2 RAIN		22.6	6.4	8	4.5	41	8929



SCOOTER



ADVENTURE / DUAL SPORT

## POSITIONING

1000cc | 600cc | 400cc | 250cc | 125cc | 50cc

ADVENTURE /  
DUAL SPORT

**BATLAX**  
ADVENTURE  
**A41**  
On-Road

**BATLAX**  
ADVENTURE CROSS  
**Ax41**  
Off-Road

**TRAIL**  
**WING**

# ADVENTURE/DUAL SPORT

## BATTLAX ADVENTURECROSS AX41

Designed specifically with the Adventure enthusiast in mind. This 40% on-road / 60% off-road Adventure tire is the perfect compliment to your modern Adventure motorcycle, and provides enhanced performance both on and off-road.

- The BATTLAX ADVENTURECROSS AX41 offers improved off-road traction from a new pattern design, compound, and high cross sectional area\*
- The new compound, pattern design, and block wall angle optimization have improved the durability of the AX41\*
- The new blocks feature Even-Wear™ Design, and have improved the performance on road by reducing block deformation due to step wear.\*

\* Versus the Bridgestone A41, and the Bridgestone T301/T302



FRONT

REAR

40% On-Road / 60% Off-Road

## SIZE/AVAILABILITY CHART

Tire Size	Load Speed	Tire Construction & Pattern	Letter Code	Overall Diameter	Tread Width	OTD 32nds	(Measuring Rim) Approved Rim	Max P.S.I.	Article Number
<b>FRONT</b>									
100/90-18M/C	56P	Battlax Adventurecross AX41		25.1	4.0	10	(2.5) 2.15~2.75	33	011673
90/100-19M/C	55P	Battlax Adventurecross AX41		26.2	3.7	10	(2.15) 1.85~2.5	33	011636
100/90-19M/C	57Q	Battlax Adventurecross AX41		26.3	4	10	(2.5) 2.15~2.75	35	011454
110/80B19M/C	59Q	Battlax Adventurecross AX41		26.1	4.3	10	(2.5) 2.15~3	35	011455
120/70B19M/C	60Q	Battlax Adventurecross AX41		25.9	4.7	10	(3.5) 3.5~3.75	35	011456
2.75-21	45P	Battlax Adventurecross AX41		27.2	3.1	10	(1.8) 1.4~1.8	33	011619
3.00-21	51P	Battlax Adventurecross AX41		27.6	3.4	10	1.6	33	12745
80/100-21M/C	51P	Battlax Adventurecross AX41		27.6	3.1	10	(1.85) 1.60~2.15	33	011634
90/90-21M/C	54Q	Battlax Adventurecross AX41		27.6	3.5	10	(2.15) 1.85~2.5	35	011457
<b>REAR</b>									
120/90-16M/C	63P	Battlax Adventurecross AX41		24.4	5.0	12	(2.75) 2.5~3.0	33	011671
4.60-17	62P	Battlax Adventurecross AX41		24.92	4.7	14	2.15	33	12746
120/90-17M/C	64P	Battlax Adventurecross AX41		25.4	4.8	12	(2.75) 2.5~3.5	33	011675
130/80-17M/C	65P	Battlax Adventurecross AX41		25.5	5.1	12	(3.0) 2.5~3.5	33	011662
130/80B17M/C	65Q	Battlax Adventurecross AX41		25.3	5.0	12	(3) 2.5~3.5	35	011463
140/80B17M/C	69Q	Battlax Adventurecross AX41		26.1	5.6	12	(3.5) 2.75~3.75	35	011458
150/70B17M/C	69Q	Battlax Adventurecross AX41		25.6	5.9	12	(4.25) 3.5~4.5	35	011460
170/60B17M/C	72Q	Battlax Adventurecross AX41		25.4	6.6	12	(4.5) 4~5.5	35	011461
4.10-18	59P	Battlax Adventurecross AX41		25.3	4.2	12	(2.5) 1.85~2.5	33	011639
120/80-18M/C	62P	Battlax Adventurecross AX41		25.6	4.8	12	(2.75) 2.5~3.0	33	011644
120/90-18M/C	65P	Battlax Adventurecross AX41		26.5	4.8	12	(2.75) 2.5~3.0	33	011645
130/80-18M/C	66P	Battlax Adventurecross AX41		26.5	5.4	12	(3.0) 2.5~3.5	33	011641
150/70B18M/C	70Q	Battlax Adventurecross AX41		26.6	5.98	12	(4.25) 3.5~4.5	35	011462
4.60-18	63P	Battlax Adventurecross AX41		25.91	4.6	15	2.15	33	12747
4.00-18	64P	Battlax Adventurecross AX41		27.0	4.2	13	(2.5) 2.15~3.0	33	011648

## BATTLAX ADVENTURE A41

- Bridgestone's third generation Adventure Touring tire delivers confidence inspiring performance and excellent life for a wide variety of bikes.
- Both front and rear feature 3LC™ (Dual Compound) with new compounds to provide grip when it's needed without sacrificing mileage.
- 90% on-road/10% off-road tire that gives you confidence, which inspires touring performance even when the pavement ends.
- Best ever wet performance from our Adventure Touring tires.
- Tread patterns with deco groove enhances wet weather performance and offers improved agility and line-holding with an aggressive look.
- Both front and rear now use Mono-Spiral Belt construction to improve stability in all conditions.



A41 FRONT

A41 REAR



## SIZE/AVAILABILITY CHART

Tire Size	Load Speed	Tire Construction & Pattern	Letter Code	Overall Diameter	Tread Width	OTD 32nds	(Measuring Rim) Approved Rim	Max P.S.I.	Article Number
<b>FRONT</b>									
120/70ZR17M/C	58W	Battlax Adventure A41F		23.6	4.8	6	(3.5) 3.5~3.75	42	008843
110/80R18M/C	58H	Battlax Adventure A41F		25	4.3	5	(2.5) 2.5~3	42	008782
100/90V19M/C	57V	Battlax Adventure A41F		26.1	4	6	(2.5) 2.15~2.75	42	008845
110/80R19M/C	54V	Battlax Adventure A41F		25.9	4.3	5	(2.5) 2.5~3	42	008619
120/70R19M/C	60V	Battlax Adventure A41F		25.6	4.7	5	(3.5) 3.5~3.75	41	008842
120/70ZR19M/C	60W	Battlax Adventure A41F		25.6	4.7	5	(3.5) 3.5~3.75	41	008844
90/90V21M/C	54V	Battlax Adventure A41F		27.4	3.5	6	(2.15) 1.85~2.5	41	008711
<b>REAR</b>									
130/80R17M/C	65H	Battlax Adventure A41R		25.2	5.1	11	(3) 3~3.5	41	008704
140/80R17M/C	69V	Battlax Adventure A41R		25.9	5.7	11	(3.5) 3~3.75	41	008706
150/70R17M/C	69V	Battlax Adventure A41R		25.2	5.9	11	(4.25) 4~4.5	42	008621
160/60ZR17M/C	69W	Battlax Adventure A41R		24.6	6.2	8	(4.5) 4.25~5.5	42	008622
170/60R17M/C	72V	Battlax Adventure A41R		25.1	6.6	11	(4.5) 4.5~5.5	41	009033
170/60ZR17M/C	72W	Battlax Adventure A41R		25.1	6.6	8	(4.5) 4.5~5.5	41	008849
180/55ZR17M/C	73W	Battlax Adventure A41R		24.8	7.1	8	(5.5) 5.5~6	42	008623
190/55ZR17M/C	75W	Battlax Adventure A41R		25.2	7.5	8	(6) 5.5~6	42	008624
150/70ZR18M/C	70W	Battlax Adventure A41R		26.3	6	8	(4.25) 4~4.5	41	008707

\*All comparisons made to Bridgestone A40 Adventure Touring tire.

# TRAIL WING REPLACEMENTS

- TW 301/302 combination is 50% on / 50% off-road.
- TW302 features Dual Compound technology.
- For more trail wing options, visit [BridgestoneMotorcycleTires.com](http://BridgestoneMotorcycleTires.com).



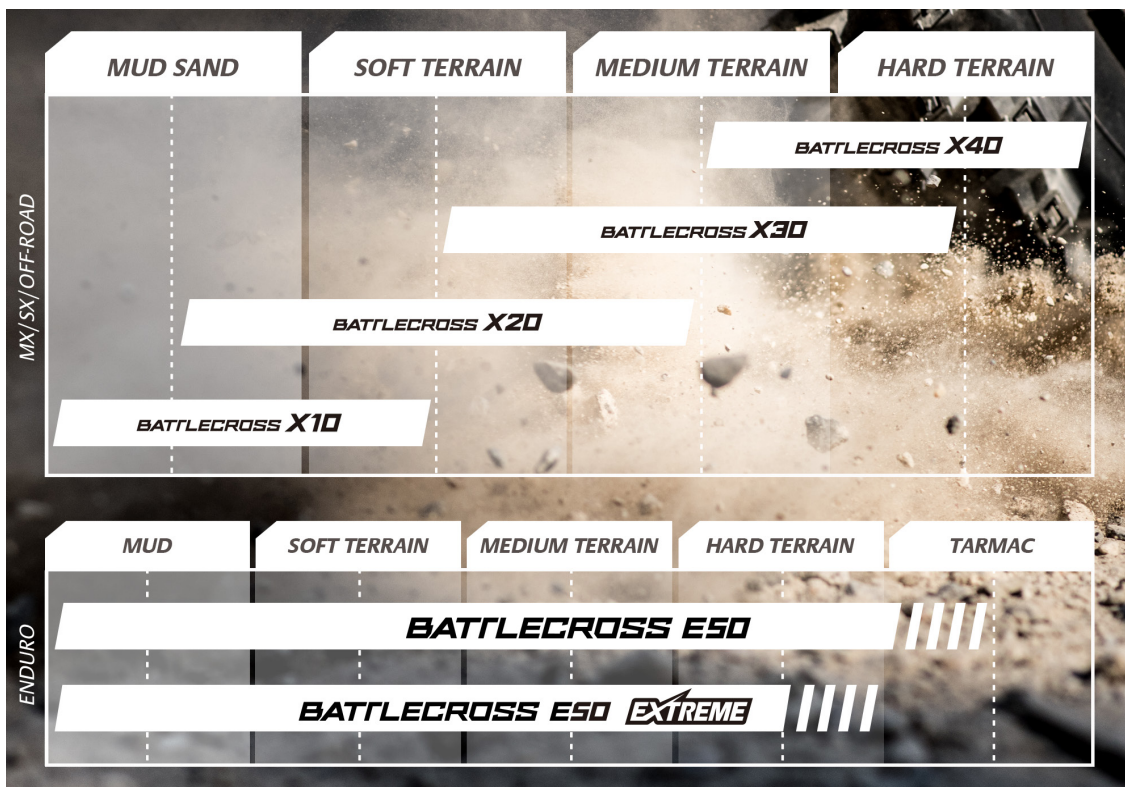
Tire Size	Load Speed	Tire Construction & Pattern	Letter Code	Overall Diameter	Tread Width	OTD 32nds	(Measuring Rim) Approved Rim	Max P.S.I.	Article Number
<b>FRONT</b>									
3.00-21	51S	TW301F BW TT		27.6	3.4	10	1.6	37	039764
<b>REAR</b>									
4.60-17	62P	TW302R BW TT		24.9	4.7	14	2.15	33	055964
4.60-18	63P	TW302R BW TT		25.9	4.6	15	2.15	33	038555



ADVENTURE / DUAL SPORT







## MOTOCROSS TIRES IN ON D.O.T.I

### **BATTLECROSS X10** Mud/Sand Terrain

- Battlecross X10 operates more effectively over a wider terrain range for greater flexibility in varying track conditions.
- Innovative tread patterns developed specifically for deep bottomless sand and mud, maintains control and traction in adverse conditions.
- Front spiked tread pattern cuts a clean path and helps maintain control.
- Rear tread pattern with optimized block rigidity provides excellent traction in mud and sand and helps control sideslip.
- **Compares to:** Dunlop MX11, Michelin StarCross 5 Sand, Pirelli Scorpion MX Soft 410.



**X10 FRONT X10 REAR**

Tire Size	Load Speed	Tire Construction & Pattern	Letter Code	Overall Diameter	Tread Width	OTD 32nds	(Measuring Rim) Approved Rim	Max P.S.I.	Article Number
<b>FRONT</b>									
80/100-21	51M	X10F BW TT		27.8	3.8	18	1.60	10-15	007209
<b>REAR</b>									
100/90-19	57M	X10R BW TT		26.6	4.8	21	1.85	10-15	007210
110/90-19	62M	X10R BW TT		27.3	5.4	22	2.15	10-15	007211

## MOTOCROSS TIRES (NON D.O.T.)

### **BATTLECROSS X20** Soft/Intermediate Terrain

- Available in most big bike sizes.
- Tread pattern and block design front and rear provides higher cornering grip and greater traction on soft terrain.
- Convex "Castle Block" rear offers enhanced traction on a wider range of terrain conditions.
- Improved grip in all conditions.
- **Compares to:** Dunlop MX3S, Michelin MS3 and S12, Pirelli Scorpion MX32.



X20 FRONT

X20 REAR

Tire Size	Load Speed	Tire Construction & Pattern	Letter Code	Overall Diameter	Tread Width	OTD 32nds	(Measuring Rim) Approved Rim	Max P.S.I.	Article Number
<b>FRONT</b>									
70/100-19	42M	X20F BW TT		24.88	3.27	12.67	(1.60) 1.60~1.85	33	011660
80/100-21	51M	X20F BW TT		27.8	3.8	16	1.60	10-15	004593
90/100-21	57M	X20F BW TT		28.1	3.9	16	1.60	10-15	007202
<b>REAR</b>									
90/100-16	51M	X20R BW TT		23.78	4.29	17.17	(2.15) 2.15~2.50	33	011664
110/100-18	64M	X20R BW TT		26.9	5.1	21	2.15	10-15	004594
100/90-19	57M	X20R BW TT		26.8	4.8	21	1.85	10-15	004595
110/90-19	62M	X20R BW TT		27.2	5.3	21	2.15	10-15	004596
120/80-19	63M	X20R BW TT		27.4	5.3	21	2.15	10-15	007203

### **BATTLECROSS X30** Intermediate Terrain

- Available in most big bike sizes.
- Front tire features Asymmetric Block Pattern which optimizes block placement to achieve stable grip under braking and cornering.
- Rear tire features Cooling Fins for better heat dispersion which offer more consistent performance.
- Convex "Castle Block" (rear) offers enhanced traction under acceleration and braking.
- Improved grip in all conditions. Crosses well between soft, intermediate and hard terrain.
- **Compares to:** Dunlop MX3S, Michelin StarCross 5 Medium, Pirelli Scorpion MX32/MX554.



X30 FRONT

X30 REAR

Tire Size	Load Speed	Tire Construction & Pattern	Letter Code	Overall Diameter	Tread Width	OTD 32nds	(Measuring Rim) Approved Rim	Max P.S.I.	Article Number
<b>FRONT</b>									
70/100-19	42M	X30F BW TT		25.0	3.3	13	1.40	10-15	007206
80/100-21	51M	X30F BW TT		27.9	3.7	15	1.60	10-15	003100
90/100-21	57M	X30F BW TT		28.1	3.9	15	1.60	10-15	003101
<b>REAR</b>									
90/100-16	52M	X30R BW TT		23.7	4.3	13	1.85	10-15	007207
100/100-18	59M	X30R BW TT		26.3	4.8	20	1.85	10-15	007208
110/100-18	64M	X30R BW TT		26.8	5.2	20	2.15	10-15	003102
100/90-19	57M	X30R BW TT		26.7	4.8	19	1.85	10-15	003104
110/90-19	62M	X30R BW TT		27.1	5.2	20	2.15	10-15	003105
120/80-19	63M	X30R BW TT		27.3	5.3	20	2.15	10-15	003106

# MOTOCROSS TIRES IN ON D.O.T.I

## **BATTLECROSS X40** Intermediate/Hard Terrain

- Available in most big bike sizes.
- Front tire features Asymmetric Tread Pattern which optimizes block placement to achieve stable grip under braking and cornering.
- Rear tire features Cooling Fins for better heat dispersion which offer more consistent performance.
- Convex "Castle Block" (rear) offers enhanced traction under acceleration and braking.
- Improved grip in all conditions.
- **Compares to:** Dunlop MX52, Michelin MH3, Pirelli Scorpion MX486/MX554/SX.



**X40 FRONT X40 REAR**

Tire Size	Load Speed	Tire Construction & Pattern	Letter Code	Overall Diameter	Tread Width	OTD 32nds	(Measuring Rim) Approved Rim	Max P.S.I.	Article Number
<b>FRONT</b>									
80/100-21	51M	X40F BW TT		27.8	3.8	14	1.60	10-15	003091
90/100-21	57M	X40F BW TT		28.2	3.8	14	1.60	10-15	007204
<b>REAR</b>									
110/100-18	64M	X40R BW TT		26.8	5.2	20	2.15	10-15	003093
100/90-19	57M	X40R BW TT		26.8	4.8	18	1.85	10-15	003097
110/90-19	62M	X40R BW TT		27.3	5.2	20	2.15	10-15	003099
120/80-19	63M	X40R BW TT		27.4	5.3	20	2.15	10-15	007205

## **M59: Soft/Intermediate Terrain Front**

Tire Size	Load Speed	Tire Construction & Pattern	Letter Code	Overall Diameter	Tread Width	OTD 32nds	(Measuring Rim) Approved Rim	Max P.S.I.	Article Number
<b>M59 FRONT - CROSS COUNTRY-SOFT TERRAIN</b>									
80/100-21	51M	M59 BW TT		28.0	3.7	15	1.60	10-15	065846



**M59 FRONT**



**OFF-ROAD/ENDURO**

**BATTLECROSS E50**

The BATTLECROSS E50 is the most versatile off-road tire in the BATTLECROSS line-up. The E50 is built specifically with the hardcore Enduro rider in mind, where the rider must traverse multiple surfaces in one ride.

- Specifically designed for the hard core Enduro rider.
- The E50 tire is optimized for a broad spectrum of off-road riding.
- Improved off-road traction due to a new front and rear tread pattern, Castle Block™ Technology, increased block rigidity, and the additional biting edges of our bunker technology\*.
- Improved cornering grip from the newly designed front and rear tread pattern, Castle Block™ Technology, and increased block rigidity\*.
- The E50 is easier to mount because we optimized the sidewall rigidity and the profile to improve rim fitting at the track or on the trail\*.
- DOT approved.



**Castle Block (Convex Block)**  
Convex blocks that maximize the edge effect of the block in the center area in order to help ensure traction on not only the intermediate road terrain but also the hard terrain.



**Bunker (Dent in Tread Part)**  
Even when the block part is buried in the road surface, it produces traction at the edge part of the bunker wall.

\* Versus the Bridgestone ED663/ED668, and ED03/ED04

**SIZE/AVAILABILITY CHART**

Tire Size	Load Speed	Tire Construction & Pattern	Letter Code	Overall Diameter	Tread Width	OTD 32nds	(Measuring Rim) Approved Rim	Max P.S.I.	Article Number
<b>FRONT</b>									
90/90-21M/C	54P	Battlecross E50F BW TT		27.9	3.7	15	(2.15) 1.85~2.5	33	011451
<b>REAR</b>									
120/90-18M/C	65P	Battlecross E50R BW TT		26.7	5	16	(2.75) 2.5~3	33	011452
140/80-18M/C	70P	Battlecross E50R BW TT		27.1	5.5	16	(3.5) 2.75~3.75	33	011453

\* Versus the Bridgestone ED663/ED668, and ED03/ED04

# OFF-ROAD/ENDURO

## BATTLECROSS E50 EXTREME

The E50 Extreme is built to compete in the most extreme enduro races. Challenge the toughest terrain with confidence due to a soft compound especially developed for superior grip.


### Key Benefits:

- Extra soft compound provides increased grip
- Advanced block positioning and castle block technology to maximize traction
- Grip improvements on all Extreme Enduro terrain\*
- 1 size, 140/80-18 rear
- Non-DOT


\*Compared to E50



### TECHNICAL FEATURES



REAR



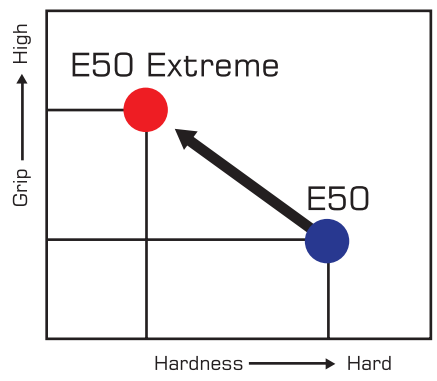
### Castle Block (Convex Block)

Adopt convex blocks that maximize the edge effect of the block in the center area in order to ensure a strong traction

### Bunker (Dent in Tread Part)

Even when the block part is buried in the road surface, it produces traction at the edge part of the bunker wall.

### Compound for E50 Extreme



A softer compound demonstrates excellent grip and powerful traction

## SIZE/AVAILABILITY CHART

Tire Size	Load Speed	Tire Construction & Pattern	Letter Code	Overall Diameter	Tread Width	OTD 32nds	(Measuring Rim) Approved Rim	Max P.S.I.	Article Number
<b>REAR</b>									
140/80-18	70M	BATTLECROSS E50 EXTREME		27.1	5.5	16	(3.5) 2.75~3.75	33	11676

OFF-ROAD/ENDURO

## MOTOCROSS TIRES (NON D.O.T.) SMALL/MINI SIZES

### M203/M204: Soft/Intermediate Terrain

- M203 (front) has tire design technology working in a broad range of soft & intermediate terrain applications.
- M203 (front) provides strong grip with directional pattern rotation to enhance stability and increase braking power.
- M204 (rear) offers a race proven tread pattern designed with extra wide block spacing for great drive performance and slide control on firm base soil.
- M204 (rear) has tall tread blocks with shoulder steps and increased base angle radius for reliable stability and durability in a broad range of abusive soil conditions.



**M203 FRONT M204 REAR**

Tire Size	Load Speed	Tire Construction & Pattern	Letter Code	Overall Diameter	Tread Width	OTD 32nds	(Measuring Rim) Approved Rim	Max P.S.I.	Article Number
<b>FRONT</b>									
60/100-14	30M	M203 BW TT		19.3	3.0	11	1.40	10-15	119655
70/100-17	40M	M203 BW TT		23.1	3.3	13	1.40	10-15	119672
70/100-19	42M	M203 BW TT		25.0	3.3	13	1.40	10-15	119689
<b>REAR</b>									
80/100-12	41M	M204 BW TT		18.2	3.6	15	1.60	10-15	219662
90/100-14	49M	M204 BW TT		21.7	4.3	17	1.60	10-15	119740
90/100-16	52M	M204 BW TT		23.7	4.3	17	1.85	10-15	119757

### M403/M404: Intermediate Terrain

- Bridgestone's broadest range motocross & off-road tires.
- Race-proven Tread Design Patterns & Rubber Compounds.
- Fine-Tuned Casing Constructions.
- Derived from top Factory SX/MX and Off-Road Racing Technologies.
- Good durability & covers a wide range of soils.
- M403 (front) provides Cornering Control & Feedback even at full lean angles.
- M404 (rear) offers Traction & Slide Control for strong acceleration out of corners.
- **Compares to:** Dunlop MX3S, Michelin MS3/MH3, Pirelli Scorpion MX32/MX554.



**M403 FRONT M404 REAR**

Tire Size	Load Speed	Tire Construction & Pattern	Letter Code	Overall Diameter	Tread Width	OTD 32nds	(Measuring Rim) Approved Rim	Max P.S.I.	Article Number
<b>FRONT</b>									
60/100-12	33M	M403 BW TT		17.1	3.1	9	(1.40) 1.20~1.60	10-15	214640
60/100-14	30M	M403 BW TT		19.3	3.0	11	1.40	10-15	107806
70/100-17	40M	M403 BW TT		23.1	3.3	13	1.40	10-15	107823
<b>REAR</b>									
70/100-10	38M	M404 BW TT		15.9	3.3	13	(1.60) 1.40~1.60	10-15	214657
80/100-12	41M	M404 BW TT		18.2	3.6	15	1.60	10-15	214674
90/100-14	49M	M404 BW TT		21.5	4.2	17	1.60	10-15	107874

# MOTOCROSS TIRES (NON D.O.T.) SMALL/MINI SIZES

## M40: 50cc Mini-Sizes

- Impressive grip and handling.
- Available in both 2.50-10 & 2.75-10 sizing.



M40 FRONT & REAR

Tire Size	Load Speed	Tire Construction & Pattern	Letter Code	Overall Diameter	Tread Width	OTD 32nds	(Measuring Rim) Approved Rim	Max P.S.I.	Article Number
<b>FRONT &amp; REAR</b>									
2.5-10	33J	M40 BW TT		15.4	2.8	10	1.50	10-15	065781
2.75-10	38J	M40 BW TT		15.5	3.0	11	1.50	10-15	085677

## M23/M22: Hard Terrain

- Innovative tread pattern, specifically designed for hard packed surfaces.
- Overall solid grip, stability, and handling.
- Great tire for “blue groove” conditions.



M23 FRONT M22 REAR

Tire Size	Load Speed	Tire Construction & Pattern	Letter Code	Overall Diameter	Tread Width	OTD 32nds	(Measuring Rim) Approved Rim	Max P.S.I.	Article Number
<b>FRONT</b>									
70/100-17	40M	M23 BW TT		22.8	3.1	11	1.40	10-15	144207
2.50-19	N/A	M23 BW TT		24.7	3.0	9	1.40	10-15	144193
<b>REAR</b>									
90/100-14	49M	M22 BW TT		21.4	4.3	15	1.60	10-15	144150
3.00-16	N/A	M22 BW TT		23.0	3.7	14	1.60	10-15	144096





TUBES



# MOTOCROSS TUBES (NON D.O.T.)

## Motocross/Off Road Tubes

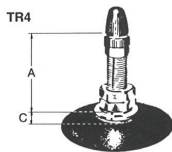
- Heavy duty, puncture resistant 3mm natural rubber.
- Ultra-heavy duty is an industry leader—4mm of natural rubber.
- Standard tube available in all mini-sizes.

Tire Size	Valve		Article Number
<b>MINI BIKE MOTOCROSS TUBES</b>			
250/70/100-10	TR-4	STD	556454
60/100-12	TR-4	STD	556437
275-80/100-12	TR-4	STD	549614
60/100-14	TR-4	STD	549606
90/100-14	TR-4	STD	548170
90/100-16	TR-4	STD	548189
70/100-17	TR-4	STD	548200
70/100-19	TR-4	STD	548162
<b>MOTOCROSS HEAVY DUTY</b>			
100/100-18	TR-4	MX-H	543462
110/100-18	TR-4	MX-H	543489
100/90-19	TR-4	MX-H	543470
110/90-19	TR-4	MX-H	543497
80/100-21	TR-4	MX-H	543500
<b>MOTOCROSS ULTRA HEAVY DUTY</b>			
100/100-18	TR-4	MX-UH	549681
110/100-18	TR-4	MX-UH	549703
100/90-19	TR-4	MX-UH	549711
110/90-19	TR-4	MX-UH	549738
80/100-21	TR-4	MX-UH	549673

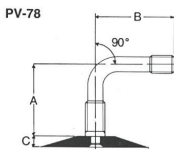
## STREET TUBES

- Original Equipment sizes.
- TR4 and PV-78 valve types.

### Tube Type Rubber Base Valves



Valve No.	Dimensions (mm)		
	A	B	C
TR4	29.5		4.5
TR4S	29.5		4.5



Valve No.	Dimensions (mm)		
	A	B	C
PV-78	30	33	4.5

Tire Size	Tube Type	Additional Fitment Detail	Valve Type	Article Number
130/90-16 / 130/90B16	TR-4		TR-4	548626
140/90 / 150/80-16	TR-4		TR-4	007198
140/90 / 150/80-16	PV-78		PV-78	548596
180/70-15 / 180/65B16	PV-78		PV-78	003112
140/90-15	TR-4		TR-4	548405
140/90-15	PV-78	(also fits 150~160)	PV-78	548588
140B / 160/70-17	TR-4		TR-4	007199
180/60B17	TR-4		TR-4	007201
120/90 / 4.60-18	TR-4		TR-4	543373
80/90-21	TR-4		TR-4	007197
110/90A-R17	Radial, TR-4	Radial (120/70R17)	TR-4	558477
150 / 160/70-17	Radial, TR-4	Radial (160/60R17)	TR-4	549541
3.25A / 100/90A-19	TR-4	Triumph Scrambler	TR-4	548618
120 / 130/80-17	TR-4	Triumph Scrambler	TR-4	550957
2.75B / 3.50-21	TR-4	Honda CRF230L	TR-4	543454
100/100B-18	TR-4	Honda CRF230L	TR-4	555196
110/70R17	Radial, TR-4	Yamaha WR250X	TR-4	558324
80/90-21	TR-4	Kawasaki Vulcan VN800	TR-4	548103
110/90-19	TR-4	Suzuki Intruder VS 1400	TR-4	548413
170/80-15	PV-78	Suzuki Intruder VS 1400	PV-78	543578
110/100-18	TR-4	Yamaha TW200	TR-4	548723
180/80-14	TR-4	Yamaha TW200	TR-4	548715

# MOTORCYCLE FITMENT GUIDE

MFG	Model	Year	O.E.		Recommended		Recommended	
			Front Tire	Rear Tire	Front Size	Front Pattern	Rear Size	Rear Pattern
<b>Original Equipment = BOLD</b>								
<b>APRILIA</b>								
Aprilia	Shiver 750 GT	2008	120/70ZR17	180/55ZR17	120/70ZR17	Battlax S22 / T31	180/55ZR17	Battlax S22 / T31
Aprilia	Shiver 750 GT	2013	120/70ZR17	180/55ZR17	120/70ZR17	Battlax S22 / T31	180/55ZR17	Battlax S22 / T31
Aprilia	RST 1000 Futura	2004	120/70ZR17	180/55ZR17	120/70ZR17	Battlax T31 / Battlax Adventure A41	180/55ZR17	Battlax T31 / Battlax Adventure A41
Aprilia	RSV 4	2008	120/70ZR17	190/55ZR17	120/70ZR17	Battlax RS10 / S22 / T31	190/55ZR17	Battlax RS10 / S22 / T31
Aprilia	RSV 4	2012	120/70ZR17	190/55ZR17	120/70ZR17	Battlax RS10 / S22 / T31	190/55ZR17	Battlax RS10 / S22 / T31
Aprilia	RSV 4	2015	120/70ZR17	190/55ZR17	120/70ZR17	Battlax RS10 / S22 / T31	190/55ZR17	Battlax RS10 / S22 / T31
Aprilia	RSV 4 RF	2016	120/70ZR17	200/55ZR17	120/70ZR17	Battlax RS10 / S22	200/55ZR17	Battlax RS10 / S22
Aprilia	RSV 4 RR	2016	120/70ZR17	200/55ZR17	120/70ZR17	Battlax RS10 / S22	200/55ZR17	Battlax RS10 / S22
Aprilia	Tuono Fighter 1000	06-10	120/70ZR17	190/55ZR17	120/70ZR17	Battlax RS10 / S22 / T31	190/55ZR17	Battlax RS10 / S22 / T31
Aprilia	TUONO 1000 R	2007	120/70ZR17	190/50ZR17	120/70ZR17	Battlax RS10 / S22 / T31	190/50ZR17	Battlax RS10 / S22 / T31
Aprilia	Tuono V4 1000 Factory	2011	120/70ZR17	190/55ZR17	120/70ZR17	Battlax RS10 / S22 / T31	190/55ZR17	Battlax RS10 / S22 / T31
Aprilia	Tuono V4 1000 Factory	2013	120/70ZR17	190/55ZR17	120/70ZR17	Battlax RS10 / S22 / T31	190/55ZR17	Battlax RS10 / S22 / T31
Aprilia	Tuono V4 1000 Factory	2015	120/70ZR17	190/55ZR17	120/70ZR17	Battlax RS10 / S22 / T31	190/55ZR17	Battlax RS10 / S22 / T31
Aprilia	Tuono V4 1000 Factory	2016	120/70ZR17	190/55ZR17	120/70ZR17	Battlax RS10 / S22 / T31	190/55ZR17	Battlax RS10 / S22 / T31
Aprilia	RSV 4 Factory	2019	120/70ZR17	190/55ZR17	120/70ZR17	Battlax RS10 / S22 / T31	190/55ZR17	Battlax RS10 / S22 / T31
Aprilia	Tuono V4 1100 Factory	2016	120/70ZR17	200/55ZR17	120/70ZR17	Battlax RS10 / S22	200/55ZR17	Battlax RS10 / S22
Aprilia	Tuono V4 1100 RR	2015	120/70ZR17	190/55ZR17	120/70ZR17	Battlax RS10 / S22 / T31	190/55ZR17	Battlax RS10 / S22 / T31
Aprilia	Tuono V4 1100 RR	2016	120/70ZR17	190/55ZR17	120/70ZR17	Battlax RS10 / S22 / T31	190/55ZR17	Battlax RS10 / S22 / T31
Aprilia	Caponord 1200	2013	120/70ZR17	180/55ZR17	120/70ZR17	Battlax T31 / Battlax Adventure A41	180/55ZR17	Battlax T31 / Battlax Adventure A41
Aprilia	Caponord 1200 Rally	2014	120/70R19	170/60R17	120/70R19	Battlax T31 / Battlax Adventure A41	170/60R17	Battlax T31 / Battlax Adventure A41
<b>BMW</b>								
BMW	C evolution	17-20	120/70R15	160/60R15	120/70R15	Battlax Scooter SC2 / SC2 Rain	160/60R15	Battlax Scooter SC2 / SC2 Rain
BMW	G310R	2017	110/70R17	150/60R17	110/70R17	S22	150/60R17	S22
BMW	G310GS	2018	110/80R19	150/70R17	110/80R19	Battlax T31	150/70R17	Battlax T31
BMW	C 600 Sport	2011	120/70R15	160/60R15	120/70R15	Battlax Scooter SC2 / SC2 Rain	160/60R15	Battlax Scooter SC2 / SC2 Rain
BMW	C 600 Sport	2014	120/70R15	160/60R15	120/70R15	Battlax Scooter SC2 / SC2 Rain	160/60R15	Battlax Scooter SC2 / SC2 Rain
BMW	C 650 GT	2011	120/70R15	160/60R15	120/70R15	Battlax Scooter SC2 / SC2 Rain	160/60R15	Battlax Scooter SC2 / SC2 Rain
BMW	C 650 GT	2015	120/70R15	160/60R15	120/70R15	Battlax Scooter SC2 / SC2 Rain	160/60R15	Battlax Scooter SC2 / SC2 Rain
BMW	C 650 Sport	2015	120/70R15	160/60R15	120/70R15	Battlax Scooter SC2 / SC2 Rain	160/60R15	Battlax Scooter SC2 / SC2 Rain
BMW	F650/650GS (BMW approved)	97-07	100/90-19	130/80R17	100/90-19	TW101 - bias ply / AX41	130/80R17	TW152 - radial / AX41
BMW	F650CS	2005	110/70ZR17	160/60ZR17	110/70ZR17	Battlax S22 / T31	160/60ZR17	Battlax S22 / T31
<b>BMW</b>	<b>G650GS</b>	<b>09-16</b>	<b>O.E. 110/80R19</b>	<b>140/80R17</b>	<b>110/80R19</b>	<b>BW501 "G" / A41 / AX41</b>	<b>140/80R17</b>	<b>BW502 "G" / A41 / AX41</b>
BMW	G 650 GS Sertao	2012	90/90-21	130/80R17	90/90-21	Battlax Adventure A41 / AX41	130/80R17	Battlax Adventure A41 / AX41
BMW	G650Xmoto	2007	120/70ZR17	160/60ZR17	120/70ZR17	Battlax S22 / T31	160/60ZR17	Battlax S22 / T31
BMW	G650Xcountry	07-09	100/90-19	130/80-17	100/90-19	Battlax BT46	130/80-17	Battlax BT46
BMW	R65 / LS / 85	79-85	3.25-18	4.00-18	100/90-18	Battlax BT46	110/90-18	Battlax BT46
<b>BMW</b>	<b>F700GS</b>	<b>13-15</b>	<b>O.E. 110/80R19</b>	<b>140/80R17</b>	<b>110/80R19</b>	<b>BW501 "G" / A41 / AX41</b>	<b>140/80R17</b>	<b>BW502 "G" / A41 / AX41</b>
BMW	K75	88-89	100/90-18	120/90-18	100/90-18	Battlax BT46	120/90-18	Battlax BT46
BMW	K75S	86-89	100/90-18	120/90-18	100/90-18	Battlax BT46	120/90-18	Battlax BT46
BMW	K75T	86-88	110/90-18	120/90-18	110/90-18	Battlax BT46	120/90-18	Battlax BT46
BMW	F750GS	17-18	110/80-19	150/70R17	110/80-19	Battlax Adventure A41 / AX41	150/70R17	Battlax Adventure A41 / AX41
BMW	F800R	10-16	120/70ZR17	180/55ZR17	120/70ZR17	Battlax S22 / T31	180/55ZR17	Battlax S22 / T31
BMW	F800S	07-08	120/70ZR17	180/55ZR17	120/70ZR17	Battlax S22 / T31	180/55ZR17	Battlax S22 / T31
BMW	F800ST	07-10	120/70ZR17	180/55ZR17	120/70ZR17	Battlax T31 / T31 "GT"	180/55ZR17	Battlax T31 / T31 "GT"
<b>BMW</b>	<b>F800GS</b>	<b>09-14</b>	<b>O.E. 90/90-21</b>	<b>150/70R17</b>	<b>90/90-21</b>	<b>BW501 "G" / A41 / AX41</b>	<b>150/70R17</b>	<b>BW502 "G" / A41 / AX41</b>
BMW	F800GT	13-16	120/70ZR17	180/55ZR17	120/70ZR17	Battlax T31	180/55ZR17	Battlax T31

# MOTORCYCLE FITMENT GUIDE

MFG	Model	Year	O.E.		Recommended		Recommended	
			Front Tire	Rear Tire	Front Size	Front Pattern	Rear Size	Rear Pattern
<b>Original Equipment = BOLD</b>								
<b>BMW (Continued)</b>								
BMW	F850GS	17-18	90/90-21	150/70-17	90/90-21	Battlax Adventure A41 / AX41	150/70-17	Battlax Adventure A41 / AX41
BMW	R850GS	1996	110/80-19	150/70-17	110/80-19	Battlax Adventure A41 / AX41	150/70-17	Battlax Adventure A41 / AX41
BMW	R850GS	2001	110/80R19	150/70R17	110/80R19	Battlax Adventure A41 / AX41	150/70R17	Battlax Adventure A41 / AX41
BMW	R850R	96-97	120/70ZR17	160/60ZR18	120/70ZR17	Battlax T31	160/60ZR18	Battlax T31
BMW	R900RT	14-15	120/70ZR17	180/55ZR17	120/70ZR17	Battlax T31	180/55ZR17	Battlax T31
BMW	K1	90-93	120/70ZR17	160/60ZR18	120/70ZR17	Battlax T31	160/60ZR18	Battlax T31
BMW	K100 2 Valve	85-86	100/90-18	120/90-18	100/90-18	Battlax BT46	120/90-18	Battlax BT46
BMW	K100RS 2 Valve	85-89	100/90-18	120/90-18	100/90-18	Battlax BT46	120/90-18	Battlax BT46
BMW	K100RS ABS	88-89	100/90-18	120/90-18	100/90-18	Battlax BT46	120/90-18	Battlax BT46
BMW	K100RS 4 Valve	91-92	110/80-18	140/80-17	110/80-18	Battlax BT46	140/80-17	Battlax BT46
BMW	K100LT 2 Valve	87-89	100/90-18	120/90-18	100/90-18	Battlax BT46	120/90-18	Battlax BT46
BMW	K100LT 2 Valve	90-93	110/80-18	140/80-17	110/80-18	Battlax BT46	140/80-17	Battlax BT46
BMW	R100CS / RS	77-84	3.25-19	4.00-18	100/90-19	Spitfire S11	110/90-19	Spitfire S11
BMW	R100RS	87-93	90/90-18	120/90-18	90/90-18	Battlax BT46	120/90-18	Battlax BT46
BMW	R100R	92-95	110/80-18	140/80-17	110/80-18	Battlax BT46	140/80-17	Battlax BT46
BMW	K 1	1990	120/70ZR17	160/60ZR18	120/70ZR17	Battlax T31	160/60ZR18	Battlax T31
BMW	S1000R	15-20	120/70ZR17	190/55ZR17	120/70ZR17	Battlax RS10 / S22 / T31	190/55ZR17	Battlax RS10 / S22 / T31
<b>BMW</b>	<b>S1000RR/HP4</b>	<b>10-14</b>	<b>O.E. 120/70ZR17</b>	<b>190/55ZR17</b>	<b>120/70ZR17</b>	<b>Battlax BT016 PRO / RS10 / S22</b>	<b>190/55ZR17</b>	<b>Battlax BT016 PRO / RS10 / S22</b>
BMW	S1000RR	15-16	120/70ZR17	190/55ZR17	120/70ZR17	Battlax S22 / RS10	190/55ZR17	Battlax S22 / RS10
<b>BMW</b>	<b>S1000XR</b>	<b>15-16</b>	<b>O.E. 120/70ZR17</b>	<b>190/55ZR17</b>	<b>120/70ZR17</b>	<b>Battlax T31</b>	<b>190/55ZR17</b>	<b>Battlax T31</b>
BMW	HP2 Enduro	2006	90/90-21	140/80-17	90/90-21	Battlax Adventure A41 / AX41	140/80-17	Battlax Adventure A41 / AX41
BMW	K1100RS	93-96	120/70ZR17	160/60ZR18	120/70ZR17	Battlax T31	160/60ZR18	Battlax T31
BMW	K1100LT	93-97	110/80-18	140/80-17	110/80-18	Battlax BT46	140/80-17	Battlax BT46
BMW	R1100RS	94-99	120/70ZR17	160/60ZR18	120/70ZR17	Battlax T31	160/60ZR18	Battlax T31
BMW	R1100GS	98-99	110/80HR19	150/70HR17	110/80R19	Battlax Adventure A41 / AX41 / T31	150/70R17	Battlax Adventure A41 / AX41 / T31
BMW	R1100R	95-99	120/70ZR17	160/60ZR18	120/70ZR17	Battlax T31	160/60ZR18	Battlax T31
BMW	R1100RT	96-99	120/70ZR17	160/60ZR18	120/70ZR17	Battlax T31	160/60ZR18	Battlax T31
BMW	R1100S	04-05	120/70ZR17	180/55ZR17	120/70ZR17	Battlax S22 / T31	180/55ZR17	Battlax S22 / T31
BMW	R1150GS	00-04	110/80HR19	150/70HR17	110/80R19	Battlax Adventure A41 / AX41 / T31	150/70R17	Battlax Adventure A41 / AX41 / T31
BMW	R1150R	01-04	120/70ZR17	170/60ZR17	120/70ZR17	Battlax T31	170/60ZR17	Battlax T31 "GT"
BMW	R 1150 R Rockster	03-05	120/70ZR17	180/55ZR17	120/70ZR17	Battlax T31	180/55ZR17	Battlax T31 "GT"
BMW	R1150RS / RT	02-05	120/70ZR17	170/60ZR17	120/70ZR17	Battlax T31 "GT"	170/60ZR17	Battlax T31 "GT"
BMW	HP2 Megamoto 1200	2009	120/70ZR17	180/55ZR17	120/70ZR17	Battlax S22 / RS10	180/55ZR17	Battlax S22 / RS10
BMW	HP2 Sport 1200	09-10	120/70ZR17	190/55ZR17	120/70ZR17	Battlax S22 / RS10	190/55ZR17	Battlax S22 / RS10
<b>BMW</b>	<b>K1200LT/ABS (bias-ply)</b>	<b>05-10</b>	<b>O.E. 120/70B17</b>	<b>160/70B17</b>	<b>120/70B17</b>	<b>Battlax BT020 "M"</b>	<b>160/70B17</b>	<b>Battlax BT020 "M"</b>
BMW	K1200RS ABS - 5.0 rear rim	97-04	120/70ZR17	170/60ZR17	120/70ZR17	Battlax T31 "GT"	170/60ZR17	Battlax T31 "GT"
BMW	K1200RS ABS - 5.5 rear rim	97-04	120/70ZR17	180/55ZR17	120/70ZR17	Battlax T31 "GT"	180/55ZR17	Battlax T31 "GT"
BMW	K1200R	06-08	120/70ZR17	180/55ZR17	120/70ZR17	Battlax T31	180/55ZR17	Battlax T31
BMW	K1200GT	03-08	120/70ZR17	180/55ZR17	120/70ZR17	Battlax T31 "GT"	180/55ZR17	Battlax T31 "GT"
BMW	K1200R/S	05-12	120/70ZR17	190/50ZR17	120/70R17	Battlax S22 / T31	190/50R17	Battlax S22 / T31
BMW	R1200GS	05-06	110/80VR19	150/70VR17	110/80R19	Battlax Adventure A41 / AX41 / T31	150/70R17	Battlax Adventure A41 / AX41 / T31
BMW	R1200GS	07-12	110/80VR19	150/70VR17	110/80R19	Battlax Adventure A41 / AX41 / T31	150/70R17	Battlax Adventure A41 / AX41 / T31
BMW	R1200GS	13-16	120/70R19	170/60R17	120/70R19	Battlax Adventure A41 / AX41	170/60R17	Battlax Adventure A41 / AX41
BMW	R1200R	08-16	120/70ZR17	180/55ZR17	120/70ZR17	Battlax S22 / T31	180/55ZR17	Battlax S22 / T31
BMW	R1200RS	2016	120/70ZR17	180/55ZR17	120/70ZR17	Battlax T31 / T31 "GT"	180/55ZR17	Battlax T31 / T31 "GT"

# MOTORCYCLE FITMENT GUIDE

MFG	Model	Year	O.E.		Recommended		Recommended	
			Front Tire	Rear Tire	Front Size	Front Pattern	Rear Size	Rear Pattern
<b>Original Equipment = BOLD</b>								
<b>BMW (Continued)</b>								
BMW	R1200S / R1200ST	06-08	120/70ZR17	180/55ZR17	120/70ZR17	Battlax S22 / T31	180/55ZR17	Battlax S22 / T31
BMW	R1200RT	06-16	120/70ZR17	180/55ZR17	120/70ZR17	Battlax T31 / T31 "GT"	180/55ZR17	Battlax T31 / T31 "GT"
BMW	R1200CL	03-04	150/80-16	170/80-15	150/80-16	Exedra MAX	170/80B15	Exedra MAX
BMW	R nine T	14-16	120/70ZR17	180/55ZR17	120/70ZR17	Battlax S22 / T31 / AX41S	180/55ZR17	Battlax S22 / T31 / AX41S
BMW	R Nine T Pure	2016	120/70ZR17	180/55ZR17	120/70ZR17	Battlax S22 / T31	180/55ZR17	Battlax S22 / T31
BMW	R Nine T Racer	2016	120/70ZR17	180/55ZR17	120/70ZR17	Battlax S22 / T31	180/55ZR17	Battlax S22 / T31
BMW	R Nine T Urban GS	2017	120/70ZR19	170/60ZR17	120/70R19	Battlax Adventure A41 / AX41 / AX41S	170/60R17	Battlax Adventure A41 / AX41 / AX41S
BMW	R nine T Scrambler	2017	120/70R19	170/60R17	120/70R19	Battlax Adventure A41 / AX41 / AX41S / T31	170/60R17	Battlax Adventure A41 / AX41 / AX41S / T31
BMW	R 1250 GS	18-20	120/70R19	170/60R17	120/70R19	Battlax Adventure A41 / AX41 / T31	170/60R17	Battlax Adventure A41 / AX41 / T31
BMW	R 1250 R	2018	120/ZR17	180/55ZR17	120/70ZR17	Battlax S22 / T31	180/55ZR17	Battlax S22 / T31
BMW	R 1250 RS	2018	120/ZR17	180/55ZR17	120/70ZR17	Battlax T31	180/55ZR17	Battlax T31
BMW	R 1250 RT	2018	120/ZR17	180/55ZR17	120/70ZR17	Battlax T31 "GT"	180/55ZR17	Battlax T31 "GT"
BMW	K1300GT	09-10	120/70ZR17	180/55ZR17	120/70ZR17	Battlax T31 / T31 "GT"	180/55ZR17	Battlax T31 / T31 "GT"
BMW	K1300R	13-15	120/70ZR17	180/55ZR17	120/70R17	Battlax S22 / T31	180/55R17	Battlax S22 / T31
BMW	K1300S	09-16	120/70ZR17	190/55ZR17	120/70R17	Battlax S22 / T31	190/55R17	Battlax S22 / T31
<b>BMW</b>	<b>K1600GT / L</b>	<b>11-16</b>	<b>O.E. 120/70ZR17</b>	<b>190/55ZR17</b>	<b>120/70ZR17</b>	<b>Battlax BT022 "F" / T31 "GT"</b>	<b>190/55ZR17</b>	<b>Battlax BT021 "F" / T31 "GT"</b>
<b>BMW</b>	<b>K 1600 GTL Exclusive</b>	<b>11-16</b>	<b>O.E. 120/70ZR17</b>	<b>190/55ZR17</b>	<b>120/70ZR17</b>	<b>Battlax BT022 "F" / T31 "GT"</b>	<b>190/55ZR17</b>	<b>Battlax BT021 "F" / T31 "GT"</b>
BMW	K 1600 B	2017	120/70ZR17	190/55ZR17	120/70ZR17	Battlax T31 "GT"	190/55ZR17	Battlax T31 "GT"
BMW	K 1600 Grand America	2018	120/70ZR17	190/55ZR17	120/70ZR17	Battlax T31 "GT"	190/55ZR17	Battlax T31 "GT"
<b>DUCATI</b>								
Ducati	Scrambler Sixty2	2017	110/80R18	160/60R17	110/80ZR18	Battlax T31	160/60ZR17	Battlax T31
Ducati	Scrambler 400	2017	110/80R18	160/60R17	110/80ZR18	Battlax T31 / AX41S	160/60ZR17	Battlax T31 / AX41S
Ducati	600 / 620 Monster	01-06	120/60ZR17	160/60ZR17	120/60ZR17	Battlax S21 / T31	160/60ZR17	Battlax S21 / T31
Ducati	620 Multistrada	05-06	120/60ZR17	160/60ZR17	120/60ZR17	Battlax S21 / T31	160/60ZR17	Battlax S21 / T31
Ducati	695 Monster	07-08	120/60ZR17	160/60ZR17	120/60ZR17	Battlax S21 / T31	160/60ZR17	Battlax S21 / T31
Ducati	696 Monster	08-13	120/60ZR17	160/60ZR17	120/60ZR17	Battlax S21 / T31	160/60ZR17	Battlax S21 / T31
Ducati	748	97-99	120/70ZR17	180/55ZR17	120/70ZR17	Battlax RS10 / S22 / T31	180/55ZR17	Battlax RS10 / S22 / T31
Ducati	748 / 748 Biposta	00-02	120/60ZR17	180/55ZR17	120/60ZR17	Battlax RS10 / S22 / T31	180/55ZR17	Battlax RS10 / S22 / T31
Ducati	749 & 749S,R,SP	03-07	120/70ZR17	190/50ZR17	120/70ZR17	Battlax RS10 / S22 / T31	190/50ZR17	Battlax RS10 / S22 / T31
Ducati	750 F1,B,S,LGNA & MNTJCH	86-87	120/80-16	130/80-18	120/80-16	Battlax BT46	130/80-18	Battlax BT46
Ducati	750 Monster	96-02	120/60ZR17	160/60ZR17	120/60ZR17	Battlax S21 / T31	160/60ZR17	Battlax S21 / T31
Ducati	750 Sport	01-02	120/70ZR17	160/60ZR17	120/70ZR17	Battlax S21	160/60ZR17	Battlax S21
Ducati	750 S.S. Supersport	92-93	120/60ZR17	160/60ZR17	120/60ZR17	Battlax S21	160/60ZR17	Battlax S21
Ducati	750 Supersport	99-02	120/60ZR17	160/60ZR17	120/60ZR17	Battlax S21	160/60ZR17	Battlax S21
Ducati	Hypertard 796	2010	120/70ZR17	180/55ZR17	120/70ZR17	Battlax RS10 / S22 / T31	180/55ZR17	Battlax RS10 / S22 / T31
Ducati	796 Monster	10-13	120/70ZR17	180/55ZR17	120/70ZR17	Battlax RS10 / S22 / T31 / AX41S	180/55ZR17	Battlax RS10 / S22 / T31 / AX41S
Ducati	797 Monster	2017	120/70ZR17	180/55ZR17	120/70ZR17	Battlax RS10 / S22 / T31 / AX41S	180/55ZR17	Battlax RS10 / S22 / T31 / AX41S
Ducati	800 Monster	03-04	120/60ZR17	160/60ZR17	120/60ZR17	Battlax S21 / T31	160/60ZR17	Battlax S21 / T31
Ducati	800 S2R Monster	06-08	120/70ZR17	180/55ZR17	120/70ZR17	Battlax RS10 / S22 / T31 / AX41S	180/55ZR17	Battlax RS10 / S22 / T31 / AX41S
Ducati	800 Sport	2003	120/70ZR17	170/60ZR17	120/70ZR17	Battlax T31	170/60ZR17	Battlax T31 "GT"
Ducati	800 SS	2003	120/70ZR17	170/60ZR17	120/70ZR17	Battlax T31	170/60ZR17	Battlax T31 "GT"
Ducati	Scrambler Icon/Classic/ Full Throttle	15-17	110/80ZR18	180/55ZR17	110/80ZR18	Battlax T31	180/55ZR17	Battlax T31
Ducati	Scrambler 800	2014	110/80R18	180/55R17	110/80R18	Battlax T31 / AX41S	180/55R17	Battlax T31 / AX41S
Ducati	Scrambler Café Racer	2017	120/70ZR17	180/55ZR17	120/70ZR17	Battlax RS10 / S22 / T31 / AX41S	180/55ZR17	Battlax RS10 / S22 / T31 / AX41S

# MOTORCYCLE FITMENT GUIDE

MFG	Model	Year	O.E.		Recommended		Recommended	
			Front Tire	Rear Tire	Front Size	Front Pattern	Rear Size	Rear Pattern
<b>Original Equipment = BOLD</b>								
<b>DUCATI (Continued)</b>								
Ducati	Scrambler Desert Sled	2017	120/70R19	170/60R17	120/70R19	Battlax Adventure A41 / AX41	170/60R17	Battlax Adventure A41 / AX41
Ducati	Scrambler 800 Classic	2014	110/80R18	180/55R17	110/80R18	Battlax T31 / AX41S	180/55R17	Battlax T31 / AX41S
Ducati	Scrambler 800 Full Throttle	2014	110/80R18	180/55R17	110/80R18	Battlax T31 / AX41S	180/55R17	Battlax T31 / AX41S
Ducati	Scrambler 800 Icon	2014	110/80R18	180/55R17	110/80R18	Battlax T31 / AX41S	180/55R17	Battlax T31 / AX41S
Ducati	Scrambler 800 Mach 2.0	2014	110/80R18	180/55R17	110/80R18	Battlax T31 / AX41S	180/55R17	Battlax T31 / AX41S
Ducati	Scrambler 800 Street Classic	2014	110/80R18	180/55R17	110/80R18	Battlax T31 / AX41S	180/55R17	Battlax T31 / AX41S
Ducati	Scrambler Urban Enduro	2015	110/80ZR18	180/55ZR17	110/80ZR18	Battlax T31 / AX41S	180/55ZR17	Battlax T31 / AX41S
Ducati	821 Hypermotard/ Strada - all	13-15	120/70ZR17	180/55ZR17	120/70ZR17	Battlax RS10 / S22 / T31 / AX41S	180/55ZR17	Battlax RS10 / S22 / T31 / AX41S
Ducati	821 Monster	14-20	120/70ZR17	180/60ZR17	120/70ZR17	Battlax RS10 / S22 / T31 / AX41S	180/60ZR17	Battlax RS10 / S22 / T31 / AX41S
Ducati	848 / EVO	08-12	120/70ZR17	180/55ZR17	120/70ZR17	Battlax S21 / RS10	180/55ZR17	Battlax S21 / RS10
Ducati	851 Superbike	90-93	120/70ZR17	180/55ZR17	120/70ZR17	Battlax RS10 / S22 / T31	180/55ZR17	Battlax RS10 / S22 / T31
Ducati	888 S.P.2,3,4	91-93	120/70ZR17	180/55ZR17	120/70ZR17	Battlax RS10 / S22 / T31	180/55ZR17	Battlax RS10 / S22 / T31
Ducati	899 Panigale	2013	120/70ZR17	180/60ZR17	120/70ZR17	Battlax S22	180/60ZR17	Battlax S22
Ducati	900 S.S. Supersport	75-81	90/90-18	110/90-18	90/90-18	Battlax BT46	110/90-18	Battlax BT46
Ducati	900M Monster (all - except S4)	93-02	120/70ZR17	170/60ZR17	120/70ZR17	Battlax T31 / AX41S	170/60ZR17	Battlax T31 "GT" / AX41S
Ducati	900M Monster S4	2002	120/70ZR17	180/55ZR17	120/70ZR17	Battlax RS10 / S22 / T31 / AX41S	180/55ZR17	Battlax RS10 / S22 / T31 / AX41S
Ducati	900 Superlight	1993	120/70ZR17	170/60ZR17	120/70ZR17	Battlax T31	170/60ZR17	Battlax T31 "GT"
Ducati	900 S.S. Supersport	2002	120/70ZR17	170/60ZR17	120/70ZR17	Battlax T31	170/60ZR17	Battlax T31 "GT"
Ducati	900 CR	95-98	120/70ZR17	190/50ZR17	120/70ZR17	Battlax RS10 / S22 / T31	190/50ZR17	Battlax RS10 / S22 / T31
Ducati	900 SP	95-97	120/70ZR17	170/60ZR17	120/70ZR17	Battlax T31	170/60ZR17	Battlax T31 "GT"
Ducati	907 I.E.Paso	90-93	120/70ZR17	170/60ZR17	120/70ZR17	Battlax T31	170/60ZR17	Battlax T31 "GT"
Ducati	MH 900 E	2001	120/70ZR17	180/55ZR17	120/70ZR17	Battlax RS10 / S22 / T31	180/55ZR17	Battlax RS10 / S22 / T31
Ducati	916 / 916 Biposto	95-98	120/70ZR17	190/50ZR17	120/70ZR17	Battlax RS10 / S22 / T31	190/50ZR17	Battlax RS10 / S22 / T31
Ducati	916 / 996 / 1000 Monster S4/R	01-06	120/70ZR17	180/55ZR17	120/70ZR17	Battlax RS10 / S22 / T31	180/55ZR17	Battlax RS10 / S22 / T31
Ducati	Supersport / S	2017	120/70ZR17	180/55ZR17	120/70ZR17	Battlax RS10 / S22 / T31	180/55ZR17	Battlax RS10 / S22 / T31
Ducati	939 Hypermotard/SP	2016	120/70ZR17	180/55ZR17	120/70ZR17	Battlax RS10 / S22 / T31	180/55ZR17	Battlax RS10 / S22 / T31
Ducati	Hyperstrada 939	2016	120/70ZR17	180/55ZR17	120/70ZR17	Battlax RS10 / S22 / T31	180/55ZR17	Battlax RS10 / S22 / T31
Ducati	Hypermotard 950	2018	120/70ZR17	180/55ZR17	120/70ZR17	Battlax RS10 / S22 / T31	180/55ZR17	Battlax RS10 / S22 / T31
Ducati	959 Panigale	2015	120/70ZR17	180/60ZR17	120/70ZR17	Battlax S22	180/60ZR17	Battlax S22
Ducati	959 Panigale Corse	2018	120/70ZR17	180/60ZR17	120/70ZR17	Battlax S22	180/60ZR17	Battlax S22
Ducati	ST2	98-02	120/70ZR17	170/60ZR17	120/70ZR17	Battlax T31 "GT"	170/60ZR17	Battlax T31 "GT"
Ducati	ST3	04-05	120/70ZR17	180/55ZR17	120/70ZR17	Battlax T31 / T31 "GT"	180/55ZR17	Battlax T31 / T31 "GT"
Ducati	ST3	06-07	120/70ZR17	180/55ZR17	120/70ZR17	Battlax T31 / T31 "GT"	180/55ZR17	Battlax T31 / T31 "GT"
Ducati	ST4	00-05	120/70ZR17	180/55ZR17	120/70ZR17	Battlax T31 / T31 "GT"	180/55ZR17	Battlax T31 / T31 "GT"
Ducati	950 Multistrada	2017	120/70R19	170/60R17	120/70R19	Battlax Adventure A41 / AX41 / AX41S	170/60R17	Battlax Adventure A41 / AX41 / AX41S
Ducati	1000 Hailwood Replica	82-85	100/90-18	130/80-18	100/90-18	Battlax BT46	130/80-18	Battlax BT45
Ducati	Paul Smart 1000 le	2005	120/70ZR17	180/55ZR17	120/70ZR17	Battlax RS10 / S22 / T31	180/55ZR17	Battlax RS10 / S22 / T31
Ducati	Sport Classic	2007	120/70ZR17	170/60ZR17	120/70ZR17	Battlax T31	170/60ZR17	Battlax T31 "GT"
Ducati	996 / R / S / SPS	99-01	120/70ZR17	190/50ZR17	120/70ZR17	Battlax RS10 / S22 / T31	190/50ZR17	Battlax RS10 / S22 / T31
Ducati	998 - all	02-04	120/70ZR17	190/50ZR17	120/70ZR17	Battlax RS10 / S22 / T31	190/50ZR17	Battlax RS10 / S22 / T31
Ducati	999 / R / S	03-05	120/70ZR17	190/50ZR17	120/70ZR17	Battlax RS10 / S22 / T31	190/50ZR17	Battlax RS10 / S22 / T31
Ducati	999 / R / S	06-07	120/70ZR17	190/50ZR17	120/70ZR17	Battlax RS10 / S22 / T31	190/50ZR17	Battlax RS10 / S22 / T31
<b>Ducati</b>	<b>Desmosedici D16RR</b>	<b>2008</b>	<b>O.E. 120/70ZR17</b>	<b>200/55ZR16</b>	<b>120/70ZR17</b>	<b>Battlax BT01</b>	<b>200/55ZR16</b>	<b>Battlax BT01</b>

# MOTORCYCLE FITMENT GUIDE

MFG	Model	Year	O.E.		Recommended		Recommended	
			Front Tire	Rear Tire	Front Size	Front Pattern	Rear Size	Rear Pattern
<b>Original Equipment = BOLD</b>								
<b>DUCATI (Continued)</b>								
Ducati	1000SS	2003	120/70ZR17	180/55ZR17	120/70ZR17	Battlax RS10/ S22 / T31	180/55ZR17	Battlax RS10/ S22 / T31
Ducati	GT 1000	2006	120/70ZR17	180/55ZR17	120/70ZR17	Battlax S22 / T31 / AX41S	180/55ZR17	Battlax S22 / T31 / AX41S
Ducati	S2R 1000	06-08	120/70ZR17	180/55ZR17	120/70ZR17	Battlax RS10 / S22 / T31	180/55ZR17	Battlax RS10 / S22 / T31
Ducati	S4R Testastretta / S	07-08	120/70ZR17	180/55ZR17	120/70ZR17	Battlax RS10 / S22 / T31	180/55ZR17	Battlax RS10 / S22 / T31
Ducati	Sport 1000 - all	2006	120/70ZR17	180/55ZR17	120/70ZR17	Battlax RS10 / S22 / T31	180/55ZR17	Battlax RS10 / S22 / T31
Ducati	1000 / S Multistrada	04-06	120/70ZR17	180/55ZR17	120/70ZR17	Battlax S22 / T31 / AX41S	180/55ZR17	Battlax S22 / T31 / AX41S
Ducati	Hypermotard 1100	07-10	120/70ZR17	180/55ZR17	120/70ZR17	Battlax RS10 / S22 / T31	180/55ZR17	Battlax RS10 / S22 / T31
Ducati	1098 / R / S	07-09	120/70ZR17	190/55ZR17	120/70ZR17	Battlax RS10 / S22 / T31	190/55ZR17	Battlax RS10 / S22 / T31
Ducati	1100 Hypermotard all - (also 796)	07-12	120/70ZR17	180/55ZR17	120/70ZR17	Battlax S22 / T31 / AX41S	180/55ZR17	Battlax S22 / T31 / AX41S
Ducati	1100 / S Multistrada	07-09	120/70ZR17	180/55ZR17	120/70ZR17	Battlax S22 / T31 / AX41S	180/55ZR17	Battlax S22 / T31 / AX41S
Ducati	1100 Monster / EVO	09-13	120/70ZR17	180/55ZR17	120/70ZR17	Battlax S22 / T31 / AX41S	180/55ZR17	Battlax S22 / T31 / AX41S
Ducati	1100 Streetfighter / S	09-11	120/70ZR17	190/55ZR17	120/70ZR17	Battlax RS10 / S22 / T31	190/55ZR17	Battlax RS10 / S22 / T31
Ducati	1198 / R / S	09-11	120/70ZR17	190/55ZR17	120/70ZR17	Battlax RS10 / S22 / T31	190/55ZR17	Battlax RS10 / S22 / T31
Ducati	Panigale R	2014	120/70ZR17	200/55ZR17	120/70ZR17	Battlax RS10 / S22	200/55ZR17	Battlax RS10 / S22
Ducati	1199 Panigale - all	11-14	120/70ZR17	200/55ZR17	120/70ZR17	Battlax RS10 / S22	200/55ZR17	Battlax RS10 / S22
Ducati	1199 Superleggera	2013	120/70ZR17	200/55ZR17	120/70ZR17	Battlax RS10 / S22	200/55ZR17	Battlax RS10 / S22
Ducati	1200 Monster / S	14-17	120/70ZR17	190/55ZR17	120/70ZR17	Battlax RS10 / S22 / T31	190/55ZR17	Battlax RS10 / S22 / T31
Ducati	1200 Monster R	2016	120/70ZR17	200/55ZR17	120/70ZR17	Battlax RS10 / S22	200/55ZR17	Battlax RS10 / S22
Ducati	1200 / S Multistrada	10-16	120/70ZR17	190/55ZR17	120/70ZR17	Battlax S22 / T31	190/55ZR17	Battlax S22 / T31
Ducati	Multistrada 1200 Enduro	2016	120/70ZR19	170/60ZR17	120/70ZR17	Battlax T31 / AX41S	170/60ZR17	Battlax T31 / AX41S
Ducati	1260 / S Multistrada	2017	120/70ZR17	190/55ZR17	120/70ZR17	Battlax S22 / T31	190/55ZR17	Battlax S22 / T31
Ducati	Multistrada 1260 Enduro	2017	120/70ZR19	170/60ZR17	120/70ZR19	Battlax T31 / AX41S	170/60ZR17	Battlax T31 / AX41S
Ducati	1299 Panigale / S / R	15-16	120/70ZR17	200/55ZR17	120/70ZR17	Battlax RS10 / S22 / T31	200/55ZR17	Battlax RS10 / S22 / T31
<b>HARLEY-DAVIDSON</b>								
Harley-Davidson	FLD Dyna Switchback	12-16	130/70B18	160/70B17	130/70B18	Battlecruise H50	160/70B17	Battlecruise H50
Harley-Davidson	FLH Electra Glide	85-98	130/90B16	130/90B16	130/90B16	Battlecruise H50	130/90B16	Battlecruise H50
Harley-Davidson	FLHC Electra Glide Classic	83-98	130/90B16	130/90B16	130/90B16	Battlecruise H50	130/90B16	Battlecruise H50
Harley-Davidson	FLHP E	09-18	130/80B17	180/65B16	130/80B17	Battlecruise H50	180/65B16	Battlecruise H50
Harley-Davidson	FLHP Police Road King	09-18	130/80B17	180/65B16	130/80B17	Battlecruise H50	180/65B16	Battlecruise H50
Harley-Davidson	FLHR Road King	04-08	130/90B16	140/90B16	130/90B16	Battlecruise H50	140/90B16	Battlecruise H50
Harley-Davidson	FLHR Road King	09-18	130/80B17	180/65B16	130/80B17	Battlecruise H50	180/65B16	Battlecruise H50
Harley-Davidson	FLHR Touring Road King	07-09	130/90B16	140/90B16	130/90B16	Battlecruise H50	140/90B16	Battlecruise H50
Harley-Davidson	FLHR Touring Road King	09-18	130/80B17	180/65B16	130/80B17	Battlecruise H50	180/65B16	Battlecruise H50
Harley-Davidson	FLHRC Road King Classic	04-08	130/90B16	140/90B16	130/90B16	Battlecruise H50	140/90B16	Battlecruise H50
Harley-Davidson	FLHRC Road King Classic	09-13	130/90B16	180/65B16	130/90B16	Battlecruise H50	180/65B16	Battlecruise H50
Harley-Davidson	FLHRC Road King Classic	14-15	130/90B16	180/65B16	130/90B16	Battlecruise H50	180/65B16	Battlecruise H50
Harley-Davidson	FLHRC Touring Road King Classic	08-10	130/80B17	180/65B16	130/80B17	Battlecruise H50	180/65B16	Battlecruise H50
Harley-Davidson	FLHRC Touring Road King Classic	11-18	130/80B17	180/65B16	130/80B17	Battlecruise H50	180/65B16	Battlecruise H50
Harley-Davidson	FLHRCI Road King Custom	00-03	130/90B16	140/90B16	130/90B16	Battlecruise H50	140/90B16	Battlecruise H50
Harley-Davidson	FLHRCI Road King Custom	04-06	130/90B16	140/90B16	130/90B16	Battlecruise H50	140/90B16	Battlecruise H50

# MOTORCYCLE FITMENT GUIDE

MFG	Model	Year	O.E.	O.E.	Recommended		Recommended	
			Front Tire	Rear Tire	Front Size	Front Pattern	Rear Size	Rear Pattern
<b>Original Equipment = BOLD</b>								
<b>HARLEY-DAVIDSON (Continued)</b>								
Harley-Davidson	FLHRCI Road King Custom	07-08	130/90B16	140/90B16	130/90B16	Battlecruise H50	140/90B16	Battlecruise H50
Harley-Davidson	FLHRCI Road King Classic	2012	MT90B16	MT90B16	130/90B16	Battlecruise H50	130/90B16	Battlecruise H50
Harley-Davidson	FLHRI Road King	2005	MT90B16	MU85B16	130/90B16	Battlecruise H50	140/90B16	Battlecruise H50
Harley-Davidson	FLHRS Road King Custom	2006	MT90B16	MU85B16	130/90B16	Battlecruise H50	140/90B16	Battlecruise H50
Harley-Davidson	FLHRSE Road King Screamin Eagle	13-14	130/60B19	180/55B18	130/60B19	Battlecruise H50	180/55B18	Battlecruise H50
Harley-Davidson	FLHRSE CVO Road King 110th Anniversary	2013	130/60B19	180/55B18	130/60B19	Battlecruise H50	180/55B18	Battlecruise H50
Harley-Davidson	FLHRSEI Screamin Eagle Road King	2002	MT90B16	MT90B16	130/60B16	Battlecruise H50	130/90B16	Battlecruise H50
Harley-Davidson	FLHRSI Road King Custom	2005	MT90B16	MU85B16	130/60B16	Battlecruise H50	140/90B16	Battlecruise H50
Harley-Davidson	FLHS Electra Glide	04-08	130/90B16	140/90B16	130/90B16	Battlecruise H50	140/90B16	Battlecruise H50
Harley-Davidson	FLHT Electra Glide Standard	09-13	130/80B17	180/65B16	130/80B17	Battlecruise H50	180/65B16	Battlecruise H50
Harley-Davidson	FLHTC Electra Glide Classic	04-08	130/90B16	140/90B16	130/90B16	Battlecruise H50	140/90B16	Battlecruise H50
Harley-Davidson	FLHTC Electra Glide Classic	09-13	130/80B17	180/65B16	130/80B17	Battlecruise H50	180/65B16	Battlecruise H50
Harley-Davidson	FLHTC Electra Glide Ultra Classic CVO	07-18	130/90B16	140/90B16	130/90B16	Battlecruise H50	140/90B16	Battlecruise H50
Harley-Davidson	FLHTCI Electra Glide Classic EFI	2004	MT90B16	MU85B16	130/90B16	Battlecruise H50	140/90B16	Battlecruise H50
Harley-Davidson	FLHTCSE Screamin Eagle Electra Glide	04-05	130/90B16	140/90B16	130/90B16	Battlecruise H50	140/90B16	Battlecruise H50
Harley-Davidson	FLHTCU / I Electra Glide Ultra Classic	04-08	130/90B16	140/90B16	130/90B16	Battlecruise H50	140/90B16	Battlecruise H50
Harley-Davidson	FLHTCU Electra Glide Ultra Classic	09-18	130/80B17	180/65B16	130/80B17	Battlecruise H50	180/65B16	Battlecruise H50
Harley-Davidson	FLHTCU TC Electra Glide Ultra Classic	09-18	130/80B17	180/65B16	130/80B17	Battlecruise H50	180/65B16	Battlecruise H50
Harley-Davidson	FLHTCUI Electra Glide Ultra Classic	2004	MT90B16	MT90B16	130/90B16	Battlecruise H50	130/90B16	Battlecruise H50
Harley-Davidson	FLHTCUL Electra Glide Ultra Classic Low	09-18	130/80B17	180/65B16	130/80B17	Battlecruise H50	180/65B16	Battlecruise H50
Harley-Davidson	FLHTCUL TC Electra Glide Ultra Classic Low	09-18	130/80B17	180/65B16	130/80B17	Battlecruise H50	180/65B16	Battlecruise H50
Harley-Davidson	FLHTCUSE Screamin Eagle Electra Glide Ultra Classic	06-08	130/90B16	140/90B16	130/90B16	Battlecruise H50	140/90B16	Battlecruise H50
Harley-Davidson	FLHTCUSE Screamin Eagle Electra Glide Ultra Classic	09-13	130/80B17	180/65B16	130/80B17	Battlecruise H50	180/65B16	Battlecruise H50
Harley-Davidson	FLHTCUSE4 CVO Ultra Classic Electra Glide	2009	130/80B17	180/65B16	130/80B17	Battlecruise H50	180/65B16	Battlecruise H50
Harley-Davidson	FLHTCUSE5 CVO Ultra Classic Electra Glide	2010	130/60B19	180/65B16	130/60B19	Battlecruise H50	180/65B16	Battlecruise H50
Harley-Davidson	FLHTCUSE6 CVO Ultra Classic Electra Glide	2011	130/60B19	180/65B16	130/60B19	Battlecruise H50	180/65B16	Battlecruise H50
Harley-Davidson	FLHTCUSE7 CVO Ultra Classic Electra Glide	2012	130/60B19	180/65B16	130/60B19	Battlecruise H50	180/65B16	Battlecruise H50
Harley-Davidson	FLHTCUSE8 CVO Ultra Classic Electra Glide	2013	130/60B19	180/65B16	130/60B19	Battlecruise H50	180/65B16	Battlecruise H50
Harley-Davidson	FLHTI Electra Glide Standard EFI	2004	MT90B16	MU85B16	130/90B16	Battlecruise H50	140/90B16	Battlecruise H50

# MOTORCYCLE FITMENT GUIDE

MFG	Model	Year	O.E.		Recommended		Recommended	
			Front Tire	Rear Tire	Front Size	Front Pattern	Rear Size	Rear Pattern
<b>Original Equipment = BOLD</b>								
<b>HARLEY-DAVIDSON (Continued)</b>								
Harley-Davidson	FLHTK Electra Glide Ultra	10-14	130/70B18	180/65B16	130/70B18	Battlecruise H50	180/65B16	Battlecruise H50
Harley-Davidson	FLTK Electra Glide Ultra Limited	14-16	130/80B17	180/65B16	130/80B17	Battlecruise H50	180/65B16	Battlecruise H50
Harley-Davidson	FLTKL Electra Glide Ultra Limited Low	09-18	130/80B17	180/65B16	130/80B17	Battlecruise H50	180/65B16	Battlecruise H50
Harley-Davidson	FLHTKSE CVO Limited	14-18	130/80B17	180/65B16	130/80B17	Battlecruise H50	180/65B16	Battlecruise H50
Harley-Davidson	FLHTP Electra Glide Police	09-18	130/80B17	180/65B16	130/80B17	Battlecruise H50	180/65B16	Battlecruise H50
Harley-Davidson	FLHTU Electra Glide Ultra Classic	88-93	130/90B16	130/90B16	130/90B16	Battlecruise H50	130/90B16	Battlecruise H50
Harley-Davidson	FLHX Street Glide	04-08	130/90B16	140/90B16	130/90B16	Battlecruise H50	140/90B16	Battlecruise H50
Harley-Davidson	FLHX Street Glide	2009	130/80B17	180/65B16	130/80B17	Battlecruise H50	180/65B16	Battlecruise H50
Harley-Davidson	FLHX Street Glide	10-13	130/70B18	180/65B16	130/70B18	Battlecruise H50	180/65B16	Battlecruise H50
Harley-Davidson	FLHX Street Glide	14-18	130/60B19	180/65B16	130/60B19	Battlecruise H50	180/65B16	Battlecruise H50
Harley-Davidson	FLHXI Street Glide	2005	MT90B16	MU85B16	130/90B16	Battlecruise H50	140/90B16	Battlecruise H50
Harley-Davidson	FLHXS Street Glide Special	14-18	130/60B19	180/65B16	130/60B19	Battlecruise H50	180/65B16	Battlecruise H50
Harley-Davidson	FLHXSE CVO Street Glide	2010	130/70B18	180/55B18	130/70B18	Battlecruise H50	180/55B18	Battlecruise H50
Harley-Davidson	FLHXSE2 CVO Street Glide	11-12	130/60B19	180/55B18	130/60B19	Battlecruise H50	180/55B18	Battlecruise H50
Harley-Davidson	FLHXSE3 CVO Street Glide	14-18	130/60B19	180/55B18	130/60B19	Battlecruise H50	180/55B18	Battlecruise H50
Harley-Davidson	FLS Softail Slim	12-17	130/90B16	180/65B16	130/90B16	Battlecruise H50	180/65B16	Battlecruise H50
Harley-Davidson	FLS Softail Slim	2018	130/90B16	150/80B16	130/90B16	Battlecruise H50	150/80B16	Battlecruise H50
Harley-Davidson	FLSTC Heritage Softail Classic	03-18	130/90B16	150/80B16	130/90B16	Battlecruise H50	150/80B16	Battlecruise H50
Harley-Davidson	FLSTC 103 Heritage Softail Classic	12-13	MT90B16	MU85B16	130/90B16	Battlecruise H50	140/90B16	Battlecruise H50
Harley-Davidson	FLSTC 103 Heritage Softail Classic Anniversary	12-13	MT90B16	MU85B16	130/90B16	Battlecruise H50	140/90B16	Battlecruise H50
Harley-Davidson	FLSTF Blackline	10-18	80/90-21	140/90B16	80/90-21	Battlecruise H50	140/90B16	Battlecruise H50
Harley-Davidson	FLSTF Fat Boy	1990	MT90B16	MT90B16	130/90B16	Battlecruise H50	130/90B16	Battlecruise H50
Harley-Davidson	FLSTF Softail Fat Boy	03-06	130/90B16	150/80B16	130/90B16	Battlecruise H50	150/80B16	Battlecruise H50
Harley-Davidson	FLSTF Softail Fat Boy	07-18	140/75R17	200/55R17	140/75R17	Battlecruise H50	200/55R17	Battlecruise H50
Harley-Davidson	FLSTFB Softail Fat Boy Special	10-18	140/75R17	200/55R17	140/75R17	Battlecruise H50	200/55R17	Battlecruise H50
Harley-Davidson	FLSTFBS Softail Fat Boy	16-18	140/75R17	200/55R17	140/75R17	Battlecruise H50	200/55R17	Battlecruise H50
Harley-Davidson	FLSTFSE Fat Boy Screamin Eagle	2005	80/90-21	140/80B16	80/90-21	Battlecruise H50	140/80B16	Battlecruise H50
Harley-Davidson	FLSTFSE Fat Boy Screamin Eagle	06-07	140/75R17	200/55R17	140/75R17	Battlecruise H50	200/55R17	Battlecruise H50
Harley-Davidson	FLSTI Heritage Softail	2005	MT90B16	150/80B16	130/90B16	Battlecruise H50	150/80B16	Battlecruise H50
Harley-Davidson	FLSTN Softail Deluxe	05-18	130/90B16	140/90B16	130/90B16	Battlecruise H50	140/90B16	Battlecruise H50
Harley-Davidson	FLSTNI Softail Deluxe	2005	MT90B16	MU85B16	130/90B16	Battlecruise H50	140/90B16	Battlecruise H50
Harley-Davidson	FLSTNI Softail Deluxe EFI	2005	MT90B16	MU85B16	130/90B16	Battlecruise H50	140/90B16	Battlecruise H50
Harley-Davidson	FLSTNSE Softail Deluxe	2014	MT90B16	MU85B16	130/90B16	Battlecruise H50	140/90B16	Battlecruise H50
Harley-Davidson	FLSTS Softail Heritage Springer	2003	130/90B16	140/90B16	130/90B16	Battlecruise H50	140/90B16	Battlecruise H50
Harley-Davidson	FLSTS Softail Heritage Springer	05-07	130/90B16	150/80B16	130/90B16	Battlecruise H50	150/80B16	Battlecruise H50
Harley-Davidson	FLSTSB Softail Cross Bones	08-11	130/90B16	200/55R17	130/90B16	Battlecruise H50	200/55R17	Battlecruise H50



# MOTORCYCLE FITMENT GUIDE

MFG	Model	Year	O.E. Front Tire	O.E. Rear Tire	Recommended		Recommended		
					Front Size	Front Pattern	Rear Size	Rear Pattern	
<b>Original Equipment = BOLD</b>									
<b>HARLEY-DAVIDSON (Continued)</b>									
Harley-Davidson	FLSTSC Softail Springer Classic	05-07	130/90B16	150/80B16	130/90B16	Battlecruise H50	150/80B16	Battlecruise H50	
Harley-Davidson	FLSTSCI Softail Springer Classic EFI	2005	MT90B16	150/80B16	130/90B16	Battlecruise H50	150/80B16	Battlecruise H50	
Harley-Davidson	FLSTU Tour Glide Ultra Classic	82-96	130/90B16	130/90B16	130/90B16	Battlecruise H50	130/90B16	Battlecruise H50	
Harley-Davidson	FLTC Tour Glide Classic	82-96	130/90B16	130/90B16	130/90B16	Battlecruise H50	130/90B16	Battlecruise H50	
Harley-Davidson	FLTR Road Glide	04-08	130/90B16	140/90B16	130/90B16	Battlecruise H50	140/90B16	Battlecruise H50	
Harley-Davidson	FLTR Road Glide	09-13	130/80B17	180/65B16	130/80B17	Battlecruise H50	180/65B16	Battlecruise H50	
Harley-Davidson	FLTR Touring Road Glide Custom	10-18	130/70B18	180/65B16	130/70B18	Battlecruise H50	180/65B16	Battlecruise H50	
Harley-Davidson	FLTRU Road Glide Ultra	2015	130/80B17	180/65B16	130/80B17	Battlecruise H50	180/65B16	Battlecruise H50	
Harley-Davidson	FLTRUSE Road Glide Ultra	2015	130/80B17	180/65B16	130/80B17	Battlecruise H50	180/65B16	Battlecruise H50	
Harley-Davidson	FLTRX Road Glide	2010	130/70B18	180/65B16	130/70B18	Battlecruise H50	180/65B16	Battlecruise H50	
Harley-Davidson	FLTRX Road Glide	15-18	130/90B16	180/65B16	130/90B16	Battlecruise H50	180/65B16	Battlecruise H50	
Harley-Davidson	FLTRXS Touring Road Glide		130/60B19	180/65B16	130/60B19	Battlecruise H50	180/65B16	Battlecruise H50	
Harley-Davidson	FLTRXSE Road Glide		130/60B19	180/55B18	130/60B19	Battlecruise H50	180/55B18	Battlecruise H50	
Harley-Davidson	FLTRSE Road Glide Screamin Eagle/CVO	2009	130/70B18	180/55B18	130/70B18	Battlecruise H50	180/55B18	Battlecruise H50	
Harley-Davidson	FLTRU Touring Road Glide Ultra	10-18	130/80B17	180/65B16	130/80B17	Battlecruise H50	180/65B16	Battlecruise H50	
Harley-Davidson	FLTRUSE CVO Road Glide	12-18	130/70B18	180/55B18	130/70B18	Battlecruise H50	180/55B18	Battlecruise H50	
Harley-Davidson	FLTRUSE CVO Road Glide	15-18	130/80B17	180/65B16	130/80B17	Battlecruise H50	180/65B16	Battlecruise H50	
Harley-Davidson	FLTRX Road Glide Custom	10-13	130/70B18	180/65B16	130/70B18	Battlecruise H50	180/65B16	Battlecruise H50	
Harley-Davidson	FLTRXS Road Glide Special	16-18	130/60B19	180/65B16	130/60B19	Battlecruise H50	180/65B16	Battlecruise H50	
Harley-Davidson	FLTRXSE CVO Road Glide Custom	2012	130/60B19	180/55B18	130/60B19	Battlecruise H50	180/55B18	Battlecruise H50	
Harley-Davidson	FLTRXSE2 CVO Road Glide Custom	12-13	130/60B19	180/55B18	130/60B19	Battlecruise H50	180/55B18	Battlecruise H50	
Harley-Davidson	FXBR Breakout	2018	130/60B21	240/40R18	130/60B21	Battlecruise H50	240/40R18	Battlecruise H50	
Harley-Davidson	FXD Dyna Glide Daytona	1992	100/90B19	130/90B16	100/90B19	Battlecruise H50	130/90B16	Battlecruise H50	
Harley-Davidson	FXD Dyna Super Glide	84-94	100/90B19	130/90B16	100/90B19	Battlecruise H50	130/90B16	Battlecruise H50	
Harley-Davidson	FXD Dyna Super Glide	95-01	100/90B19	130/90B16	100/90B19	Battlecruise H50	130/90B16	Battlecruise H50	
Harley-Davidson	FXD Dyna Super Glide	02-05	100/90B19	150/80B16	100/90B19	Battlecruise H50	150/80B16	Battlecruise H50	
Harley-Davidson	FXD Dyna Super Glide	06-10	100/90B19	160/70B17	100/90B19	Battlecruise H50	160/70B17	Battlecruise H50	
Harley-Davidson	FXDB 103	2013	100/90B19	160/70B17	100/90B19	Battlecruise H50	160/70B17	Battlecruise H50	
Harley-Davidson	FXDB Dyna Glide Sturgis	91-93	100/90B19	130/90B16	100/90B19	Battlecruise H50	130/90B16	Battlecruise H50	
Harley-Davidson	FXDB Dyna Street Bob	06-18	100/90B19	160/70B17	100/90B19	Battlecruise H50	160/70B17	Battlecruise H50	
Harley-Davidson	FXDBI Dyna Street Bob	2006	100/90-19	160/70B17	100/90-19	Battlecruise H50	160/70B17	Battlecruise H50	
Harley-Davidson	FXDC 103	2013	100/90B19	160/70B17	100/90B19	Battlecruise H50	160/70B17	Battlecruise H50	
Harley-Davidson	FXDC Dyna Super Glide Custom	91-92	100/90B19	130/90B16	100/90B19	Battlecruise H50	130/90B16	Battlecruise H50	
Harley-Davidson	FXDC Dyna Super Glide Custom	2005	100/90B19	150/80B16	100/90B19	Battlecruise H50	150/80B16	Battlecruise H50	
Harley-Davidson	FXDC Dyna Super Glide Custom	06-13	100/90B19	160/70B17	100/90B19	Battlecruise H50	160/70B17	Battlecruise H50	

# MOTORCYCLE FITMENT GUIDE

MFG	Model	Year	O.E.		Recommended		Recommended	
			Front Tire	Rear Tire	Front Size	Front Pattern	Rear Size	Rear Pattern
<b>Original Equipment = BOLD</b>								
<b>HARLEY-DAVIDSON (Continued)</b>								
Harley-Davidson	FXDC Dyna Super Glide Sport	2005	100/90B19	150/80B16	100/90B19	Battlecruise H50	150/80B16	Battlecruise H50
Harley-Davidson	FXDC Dyna Super Glide Custom	2006	100/90-19	160/70-17	100/90-19	Battlecruise H50	160/70-17	Battlecruise H50
Harley-Davidson	FXDCI Dyna Super Glide Custom	2006	100/90-19	160/70B17	100/90-19	Battlecruise H50	160/70B17	Battlecruise H50
Harley-Davidson	FXDF Dyna Fat Bob	08-18	130/90B16	180/70B16	130/90B16	Battlecruise H50	180/70B16	Battlecruise H50
Harley-Davidson	FXCFSE CVO Fat Bob	09-10	130/90B16	180/70B16	130/90B16	Battlecruise H50	180/70B16	Battlecruise H50
Harley-Davidson	FXDI Dyna Super Glide	2006	100/90-19	160/70B17	100/90-19	Battlecruise H50	160/70B17	Battlecruise H50
Harley-Davidson	FXDL Dyna Low Rider	93-01	100/90B19	130/90B16	100/90B19	Battlecruise H50	130/90B16	Battlecruise H50
Harley-Davidson	FXDL Dyna Low Rider	02-05	100/90B19	150/80B16	100/90B19	Battlecruise H50	150/80B16	Battlecruise H50
Harley-Davidson	FXDL Dyna Low Rider	06-09	100/90B19	160/70B17	100/90B19	Battlecruise H50	160/70B17	Battlecruise H50
Harley-Davidson	FXDL Dyna Low Rider	14-18	100/90B19	160/70B17	100/90B19	Battlecruise H50	160/70B17	Battlecruise H50
Harley-Davidson	FXDLI Dyna Glide Low Rider	2006	100/90-19	160/70B17	100/90-19	Battlecruise H50	160/70B17	Battlecruise H50
Harley-Davidson	FXDLS Low Rider S	2016	100/90B19	160/70B17	100/90B19	Battlecruise H50	160/70B17	Battlecruise H50
Harley-Davidson	FXDR 114	2018	120/70ZR19	240/40R18	120/70ZR19	Battlecruise H50	240/40R18	Battlecruise H50
Harley-Davidson	FXDS Convertible	1994	100/90-19	130/90B16	100/90-19	Battlecruise H50	130/90B16	Battlecruise H50
Harley-Davidson	FXDSE Dyna Screamin Eagle	07-08	80/90-21	160/70B17	80/90-21	Battlecruise H50	160/70B17	Battlecruise H50
Harley-Davidson	FXDWG Dyna Wide Glide	93-01	80/90-21	130/90B16	80/90-21	Battlecruise H50	130/90B16	Battlecruise H50
Harley-Davidson	FXDWG Dyna Wide Glide	02-05	80/90-21	150/80B16	80/90-21	Battlecruise H50	150/80B16	Battlecruise H50
Harley-Davidson	FXDWG Dyna Wide Glide	06-08	80/90-21	160/70B17	80/90-21	Battlecruise H50	160/70B17	Battlecruise H50
Harley-Davidson	FXDWG Dyna Wide Glide	10-11	80/90-21	180/60B17	80/90-21	Battlecruise H50	180/60B17	Battlecruise H50
Harley-Davidson	FXDWG Dyna Wide Glide	12-16	80/90-21	180/60B17	80/90-21	Battlecruise H50	180/60B17	Battlecruise H50
Harley-Davidson	FXDWG2 Dyna Sabre	2002	80/90-21	150/80B16	80/90-21	Battlecruise H50	150/80B16	Battlecruise H50
Harley-Davidson	FXDWG2 Dyna Switch Blade	2001	80/90-21	130/90B16	80/90-21	Battlecruise H50	130/90B16	Battlecruise H50
Harley-Davidson	FXDWGI Dyna Wide Glide	2004	MH90-21	15080B16	80/90-21	Battlecruise H50	150/80B16	Battlecruise H50
Harley-Davidson	FXDWGI Dyna Wide Glide	2006	MH90-21	160/70B17	80/90-21	Battlecruise H50	160/70B17	Battlecruise H50
Harley-Davidson	FXDX Dyna Super Glide Sport	91-92	100/90B19	160/70B17	100/90B19	Battlecruise H50	160/70B17	Battlecruise H50
Harley-Davidson	FXDX Dyna Super Glide Sport	1999	100/90B19	130/90B16	100/90B19	Battlecruise H50	130/90B16	Battlecruise H50
Harley-Davidson	FXDX Dyna Super Glide Sport	00-04	100/90B19	150/80B16	100/90B19	Battlecruise H50	150/80B16	Battlecruise H50
Harley-Davidson	FXDX Dyna Super Glide Sport	06-13	100/90B19	160/70B17	100/90B19	Battlecruise H50	160/70B17	Battlecruise H50
Harley-Davidson	FXDXT Dyna Super Glide T-Sport	2001	100/90-19	130/90B16	100/90-19	Battlecruise H50	130/90B16	Battlecruise H50
Harley-Davidson	FXLR Low Rider Custom	87-94	80/90-21	130/90B16	80/90-21	Battlecruise H50	130/90B16	Battlecruise H50
Harley-Davidson	FXR Dyna Super Glide	95-01	100/90B19	130/90B16	100/90B19	Battlecruise H50	130/90B16	Battlecruise H50
Harley-Davidson	FXR Dyna Super Glide	02-05	100/90B19	150/80B16	100/90B19	Battlecruise H50	150/80B16	Battlecruise H50
Harley-Davidson	FXRD Grand Touring	83-92	100/90B19	130/90B16	100/90B19	Battlecruise H50	130/90B16	Battlecruise H50
Harley-Davidson	FXRS Low Rider	87-93	100/90B19	130/90B16	100/90B19	Battlecruise H50	130/90B16	Battlecruise H50
Harley-Davidson	FXRS-CONV Low Rider Convertible	90-93	100/90B19	130/90B16	100/90B19	Battlecruise H50	130/90B16	Battlecruise H50
Harley-Davidson	FXRS-SP Low Rider Sport Edition	88-93	100/90B19	130/90B16	100/90B19	Battlecruise H50	130/90B16	Battlecruise H50
Harley-Davidson	FXRT Dyna Glide Sturgis	92-93	100/90B19	130/90B16	100/90B19	Battlecruise H50	130/90B16	Battlecruise H50
Harley-Davidson	FXRT Sport Glide	83-93	100/90B19	130/90B16	100/90B19	Battlecruise H50	130/90B16	Battlecruise H50

# MOTORCYCLE FITMENT GUIDE

MFG	Model	Year	O.E.		Recommended		Recommended	
			Front Tire	Rear Tire	Front Size	Front Pattern	Rear Size	Rear Pattern
<b>Original Equipment = BOLD</b>								
<b>HARLEY-DAVIDSON (Continued)</b>								
Harley-Davidson	FXRT Sport Glide	2018	130/70B18	180/70B16	130/70B18	Battlecruise H50	180/70B16	Battlecruise H50
Harley-Davidson	FXS Low Rider	1981	100/90-19	130/90B16	100/90-19	Battlecruise H50	130/90B16	Battlecruise H50
Harley-Davidson	FXS Softail Blackline	11-13	80/90-21	140/90B16	80/90-21	Battlecruise H50	140/90B16	Battlecruise H50
Harley-Davidson	FXSB Low Rider	83-85	100/90B19	130/90B16	100/90B19	Battlecruise H50	130/90B16	Battlecruise H50
Harley-Davidson	FXSB Breakout	13-16	130/60B21	240/40R18	130/60B21	Battlecruise H50	240/40R18	Battlecruise H50
Harley-Davidson	FXSBSE CVO Breakout	13-14	130/60B21	240/40R18	130/60B21	Battlecruise H50	240/40R18	Battlecruise H50
Harley-Davidson	FXSE CVO Pro Street Breakout	2015	130/60B19	240/40R18	130/60B19	Battlecruise H50	240/40R18	Battlecruise H50
Harley-Davidson	FXSH Low Rider Custom	1989	80/90-21	130/90B16	80/90-21	Battlecruise H50	130/90B16	Battlecruise H50
Harley-Davidson	FXST Softail	84-90	80/90-21	130/90B16	80/90-21	Battlecruise H50	130/90B16	Battlecruise H50
Harley-Davidson	FXST Softail	03-05	80/90-21	150/80B16	80/90-21	Battlecruise H50	150/80B16	Battlecruise H50
Harley-Davidson	FXST Softail	06-07	80/90-21	200/55R17	80/90-21	Battlecruise H50	200/55R17	Battlecruise H50
Harley-Davidson	FXSTB Night Train	1998	MH90-21	MT90B16	80/90-21	Battlecruise H50	130/90B16	Battlecruise H50
Harley-Davidson	FXSTB Night Train	2008	MH90-21	200/55R17	80/90-21	Battlecruise H50	200/55R17	Battlecruise H50
Harley-Davidson	FXTSB Softail Night Train	03-05	80/90-21	150/80B16	80/90-21	Battlecruise H50	150/80B16	Battlecruise H50
Harley-Davidson	FXTSB Softail Night Train	06-09	80/90-21	200/55R17	80/90-21	Battlecruise H50	200/55R17	Battlecruise H50
Harley-Davidson	FXSTC Softail Custom	87-90	80/90-21	130/90B16	80/90-21	Battlecruise H50	130/90B16	Battlecruise H50
Harley-Davidson	FXSTC Softail Custom	03-05	80/90-21	150/80B16	80/90-21	Battlecruise H50	150/80B16	Battlecruise H50
Harley-Davidson	FXSTC Softail Custom	06-10	80/90-21	200/55R17	80/90-21	Battlecruise H50	200/55R17	Battlecruise H50
Harley-Davidson	FXSTC Softail Night Train	84-94	80/90-21	130/90B16	80/90-21	Battlecruise H50	130/90B16	Battlecruise H50
Harley-Davidson	FXSTD Softail Deuce	00-07	80/90-21	160/70B17	80/90-21	Battlecruise H50	160/70B17	Battlecruise H50
Harley-Davidson	FXSTDSE Screamin Eagle Deuce	03-18	80/90-21	160/70B17	80/90-21	Battlecruise H50	160/70B17	Battlecruise H50
Harley-Davidson	FXSTI Softail Standard	2005	MH90-21	200/55R17	80/90-21	Battlecruise H50	200/55R17	Battlecruise H50
Harley-Davidson	FXSTI Softail	2005	MH90-21	200/55R17	80/90-21	Battlecruise H50	200/55R17	Battlecruise H50
Harley-Davidson	FXSTS Springer Softail	84-94	80/90-21	130/90B16	80/90-21	Battlecruise H50	130/90B16	Battlecruise H50
Harley-Davidson	FXSTS Springer Softail	03-05	80/90-21	150/80B16	80/90-21	Battlecruise H50	150/80B16	Battlecruise H50
Harley-Davidson	FXSTS Springer Softail	06-07	80/90-21	200/55R17	80/90-21	Battlecruise H50	200/55R17	Battlecruise H50
Harley-Davidson	FXSTSB Bad Boy	1995	MH90-21	130/90B16	80/90-21	Battlecruise H50	130/90B16	Battlecruise H50
Harley-Davidson	FXSTSSE Softail Springer Screamin Eagle	2007	80/90-21	200/55R17	80/90-21	Battlecruise H50	200/55R17	Battlecruise H50
Harley-Davidson	FXWG Dya Wide Glide	82-86	80/90-21	130/90B16	80/90-21	Battlecruise H50	130/90B16	Battlecruise H50
Harley-Davidson	Sport Glide	17-20	130/70B18	180/70B16	130/70B18	Battlecruise H50	180/70B16	Battlecruise H50
Harley-Davidson	Sportster Super Low	07-18	120/70ZR1	150/60ZR1	120/70ZR1	Battlecruise H50	150/60ZR1	Battlecruise H50
Harley-Davidson	VRSCAW V-Rod	07-10	120/70ZR1	240/40R18	120/70ZR1	Battlecruise H50	240/40R18	Battlecruise H50
Harley-Davidson	VRSCDX Night Rod Special	07-18	120/70ZR1	240/40R18	120/70ZR1	Battlecruise H50	240/40R18	Battlecruise H50
Harley-Davidson	VRSCF V-Rod Muscle	09-18	120/70ZR1	240/40R18	120/70ZR1	Battlecruise H50	240/40R18	Battlecruise H50
Harley-Davidson	VRSCSE 2 V-Rod Screamin Eagle	2006	120/70ZR1	240/40R18	120/70ZR1	Battlecruise H50	240/40R18	Battlecruise H50
Harley-Davidson	VRSCX V-Rod	2007	120/70ZR1	240/40R18	120/70ZR1	Battlecruise H50	240/40R18	Battlecruise H50
Harley-Davidson	XG 750 Street	2016	100/80-17	140/75R15	100/80-17	Battlecruise H50	140/75R15	Battlecruise H50
Harley-Davidson	XL1200 Sportster	10-18	100/90B19	130/90B16	100/90B19	Battlecruise H50	130/90B16	Battlecruise H50
Harley-Davidson	XL1200X Sportster Forty Eight	10-18	130/90B16	150/80B16	130/90B16	Battlecruise H50	150/80B16	Battlecruise H50
Harley-Davidson	XL1200C Sportster Custom	96-03	80/90-21	130/90B16	80/90-21	Battlecruise H50	130/90B16	Battlecruise H50

# MOTORCYCLE FITMENT GUIDE

MFG	Model	Year	O.E.		Recommended		Recommended	
			Front Tire	Rear Tire	Front Size	Front Pattern	Rear Size	Rear Pattern
<b>Original Equipment = BOLD</b>								
<b>HARLEY-DAVIDSON (Continued)</b>								
Harley-Davidson	XL1200C Sportster 1200 Custom	04-10	80/90-21	150/80B16	80/90-21	Battlecruise H50	150/80B16	Battlecruise H50
Harley-Davidson	XL1200C Sportster 1200 Custom	11-18	130/90B16	150/80B16	130/90B16	Battlecruise H50	150/80B16	Battlecruise H50
Harley-Davidson	XL1200L Sportster Low	06-11	100/90B19	150/80B16	100/90B19	Battlecruise H50	150/80B16	Battlecruise H50
Harley-Davidson	XL1200L Sportster Roadster	04-08	100/90B19	150/80B16	100/90B19	Battlecruise H50	150/80B16	Battlecruise H50
Harley-Davidson	XL1200N Sportster Nightster	07-12	100/90B19	150/80B16	100/90B19	Battlecruise H50	150/80B16	Battlecruise H50
Harley-Davidson	XL 1200 R Roadster	2005	100/90-19	150/80B16	100/90-19	Battlecruise H50	150/80B16	Battlecruise H50
Harley-Davidson	XL1200V Sportster Seventy Two	12-18	80/90-21	150/80B16	80/90-21	Battlecruise H50	150/80B16	Battlecruise H50
Harley-Davidson	XL 1200 X Sportster Forty Eight	2012	130/90B16	150/80B16	130/90B16	Battlecruise H50	150/80B16	Battlecruise H50
Harley-Davidson	XL883C Sportster Custom	96-03	80/90-21	130/90B16	80/90-21	Battlecruise H50	130/90B16	Battlecruise H50
Harley-Davidson	XL883C Sportster 883 Custom	04-09	80/90-21	150/80B16	80/90-21	Battlecruise H50	150/80B16	Battlecruise H50
Harley-Davidson	XL883L Sportster 883 Low	05-10	100/90B19	150/80B16	100/90B19	Battlecruise H50	150/80B16	Battlecruise H50
Harley-Davidson	XL883L Sportster 883 Low /Super Low	11-18	120/70ZR1	150/60ZR1	120/70ZR1	Battlecruise H50	150/60ZR1	Battlecruise H50
Harley-Davidson	XL883N Sportster Iron	09-18	100/90B19	150/80B16	100/90B19	Battlecruise H50	150/80B16	Battlecruise H50
Harley-Davidson	XL883R Sportster Iron	00-18	100/90B19	150/80B16	100/90B19	Battlecruise H50	150/80B16	Battlecruise H50
Harley-Davidson	XL 883 R Sportster	1998	100/90-19	130/90B16	100/90-19	Battlecruise H50	130/90B16	Battlecruise H50
Harley-Davidson	XL883R Sportster	02-03	100/90B19	130/90B16	100/90B19	Battlecruise H50	130/90B16	Battlecruise H50
Harley-Davidson	XL883R Sportster	05-07	100/90B19	150/80B16	100/90B19	Battlecruise H50	150/80B16	Battlecruise H50
Harley-Davidson	XL883 Sportster	04-08	100/90B19	150/80B16	100/90B19	Battlecruise H50	150/80B16	Battlecruise H50
Harley-Davidson	XLH 883 Sportster	86-03	100/90B19	130/90B16	100/90B19	Battlecruise H50	130/90B16	Battlecruise H50
Harley-Davidson	XLH 883 Sportster Deluxe	91-95	100/90B19	130/90B16	100/90B19	Battlecruise H50	130/90B16	Battlecruise H50
Harley-Davidson	XLH 883 Sportster Deluxe	00-06	100/90B19	130/90B16	100/90B19	Battlecruise H50	130/90B16	Battlecruise H50
Harley-Davidson	XLH 883 Sportster Huggie	86-00	100/90B19	130/90B16	100/90B19	Battlecruise H50	130/90B16	Battlecruise H50
Harley-Davidson	XLH 1100 Sportster	86-87	100/90B19	130/90B16	100/90B19	Battlecruise H50	130/90B16	Battlecruise H50
Harley-Davidson	XLH 1200 Sportster Custom		MH90-21	130/90-16	80/90-21	Battlecruise H50	130/90-16	Battlecruise H50
Harley-Davidson	XR1000	83-84	100/90B19	130/90B16	100/90B19	Battlecruise H50	130/90B16	Battlecruise H50
<b>HONDA</b>								
Honda	Grom	14-20	120/70-12	130/70-12	120/70-12	Battlax SC	130/70-12	Battlax SC
Honda	CBR250R	12-13	110/70-17	140/70-17	110/70-17	Battlax BT46	140/70-17	Battlax BT46
<b>Honda</b>	<b>CMX250 Rebel</b>	<b>09-16</b>	<b>O.E. 3.00-18</b>	<b>130/90-15</b>	<b>3.00-18</b>	<b>Exedra L303A</b>	<b>130/90-15</b>	<b>Exedra G508</b>
Honda	CRF230M	2009	110/70-17	130/70-17	110/70-17	Battlax BT46	130/70-17	Battlax BT46
Honda	CRF 250 Rally	2016	3.00-21	90/90-21	120/80-18	Battlax Adventurecross AX41	120/80-28	Battlax Adventurecross AX41
Honda	VTR250 Interceptor	1988	110/90-16	120/80-17	110/90-16	Battlax BT45	120/80-17	Battlax BT46
Honda	CBR300F / R	15-17	110/70-17	140/70-17	110/70-17	Battlax BT46	140/70-17	Battlax BT46
Honda	CB300R	2018	110/70R17	150/60R17	110/70R17	Battlax S22	150/60R17	Battlax S22
Honda	CB450 Nighthawk	85-86	100/90-19	130/90-16	100/90-19	Battlax BT46	130/90-16	Battlax BT46
Honda	CB(R)500F / R / X	13-18	120/70ZR17	160/60ZR17	120/70ZR17	Battlax S22 / T31 / AX41	160/60ZR17	Battlax S22 / T31 / AX41
Honda	CMX 500 A Rebel	2017	130/90B16	150/80B16	130/90B16	Exedra Max	150/80B16	Exedra Max
Honda	GB500	89-90	90/90-18	110/90-18	90/90-18	Battlax BT46	110/90-18	Battlax BT46

# MOTORCYCLE FITMENT GUIDE

MFG	Model	Year	O.E.	O.E.	Recommended		Recommended	
			Front Tire	Rear Tire	Front Size	Front Pattern	Rear Size	Rear Pattern
<b>Original Equipment = BOLD</b>								
<b>HONDA (Continued)</b>								
Honda	GL500I Silverwing	81-82	100/90-19	130/90-16	100/90-19	Battlax BT46	130/90-16	Battlax BT46
Honda	VF500C Magna	84-85	100/90-18	130/90-16	100/90-18	Battlax BT46	130/90-16	Battlax BT46
Honda	VF500F Interceptor	84-86	100/90-16	110/90-18	100/90-16	Battlax BT46	110/90-18	Battlax BT46
Honda	VT500C Shadow	83-86	100/90-18	130/90-16	100/90-18	Battlax BT46	130/90-16	Battlax BT46
Honda	599	00-13	120/70ZR17	180/55ZR17	120/70ZR17	Battlax S22 / T31	180/55ZR17	Battlax S22 / T31
Honda	VT 600 C Shadow	1993	100/90-19	170/80-15	100/90-19	Exedra Max	170/80B15	Exedra Max
Honda	VT600C Shadow VLX / DLX	88-07	100/90-19	170/80-15	100/90-19	Exedra MAX	170/80B15	Exedra MAX
Honda	CBR600F Hurricane	87-90	110/80-17	130/80-17	110/80-17	Battlax BT46	130/80-17	Battlax BT46
Honda	CBR600F2 / F3	91-98	120/60ZR17	160/60ZR17	120/60ZR17	Battlax S21 / T31	160/60ZR17	Battlax S21 / T31
Honda	CBR600 F4	99-00	120/70ZR17	180/55ZR17	120/70ZR17	Battlax RS10 / S22 / T31	180/55ZR17	Battlax RS10 / S22 / T31
Honda	CBR600 F4i	01-06	120/70ZR17	180/55ZR17	120/70ZR17	Battlax RS10 / S22 / T31	180/55ZR17	Battlax RS10 / S22 / T31
Honda	CBR600RR	03-20	120/70ZR17	180/55ZR17	120/70ZR17	Battlax RS10 / S22 / T31	180/55ZR17	Battlax RS10 / S22 / T31
Honda	CB650	79-82	3.50-19	4.50-17	100/90-19	Battlax BT46	130/90-17	Battlax BT46
Honda	CB650F	14-20	120/70ZR17	180/55ZR17	120/70ZR17	Battlax S22 / T31	180/55ZR17	Battlax S22 / T31
Honda	CB650C Custom	80-81	3.50-19	130/90-16	100/90-19	Battlax BT46	130/90-16	Battlax BT46
Honda	CB650SC Nighthawk	82-85	3.50-19	130/90-16	100/90-19	Battlax BT46	130/90-16	Battlax BT46
Honda	CBR650F / R	14-18	120/70ZR17	180/55ZR17	120/70ZR17	Battlax RS10 / S22 / T31	180/55ZR17	Battlax RS10 / S22 / T31
Honda	NT650 Hawk GT	88-91	110/80-17	150/70-17	110/80-17	Battlax BT46	150/70-17	Battlax BT46
Honda	NX 650 Dominator	1991	90/90-21	120/90-17	90/90-21	TW41 / Battlax Adventurecross AX41	120/90-17	TW42 / Battlax Adventurecross AX41
Honda	CB700SC Nighthawk	84-86	110/90-16	130/90-16	110/90-16	Battlax BT45	130/90-16	Battlax BT46
<b>Honda</b>	<b>NC700X</b>	<b>12-13</b>	<b>D.E. 120/70ZR17</b>	<b>160/60ZR17</b>	<b>120/70ZR17</b>	<b>Battlax BT023 "G" / T31 / AX41S</b>	<b>160/60ZR17</b>	<b>Battlax BT023 "G" / T31 / AX41S</b>
Honda	NC700X	14-15	120/70ZR17	160/60ZR17	120/70ZR17	Battlax T31 / AX41S	160/60ZR17	Battlax T31 / AX41S
Honda	NM4	15-16	120/70ZR18	200/50ZR17	120/70ZR18	Exedra MAX	200/50ZR17	Exedra MAX
Honda	NT700V	10-11	120/70ZR17	150/70ZR17	120/70ZR17	Battlax T31	150/70ZR17	Battlax T31
<b>Honda</b>	<b>CTX700</b>	<b>14-15</b>	<b>D.E. 120/70ZR17</b>	<b>160/60ZR17</b>	<b>120/70ZR17</b>	<b>Battlax BT023 "G" / T31</b>	<b>160/60ZR17</b>	<b>Battlax BT023 "G" / T31</b>
Honda	VF700C Magna	84-85	110/90-18	130/90-16	110/90-18	Battlax BT46	130/90-16	Battlax BT46
Honda	VF700C Magna	1986	110/90-18	140/90-15	110/90-18	Exedra MAX	140/90-15	Exedra MAX
Honda	VF700S Sabre	84-85	110/90-18	130/90-17	110/90-18	Battlax BT46	130/90-17	Battlax BT46
Honda	VF700F Interceptor	84-85	120/80-16	130/80-18	120/80-16	Battlax BT46	130/80-18	Battlax BT46
Honda	VFR700 Interceptor	86-87	110/90-16	130/80-18	110/90-16	Battlax BT45	130/80-18	Battlax BT46
Honda	CB750 / K	69-76	3.25-19	4.00-18	100/90-19	Battlax BT46	110/90-18	Battlax BT46
Honda	CB750K	80-82	3.50-19	4.50-17	100/90-19	Battlax BT46	120/90-17	Battlax BT46
Honda	CB750C	80-82	110/90-19	130/90-16	110/90-19	Spitfire S11	130/90-16	Spitfire S11
Honda	CB750 Nighthawk	91-03	110/80-18	140/70-17	110/80-18	Battlax BT46	140/70-17	Battlax BT46
Honda	NC750X	16-20	120/70ZR17	160/60ZR17	120/70ZR17	BW501 "G" / A41 / AX41S	160/60ZR17	BW502 "G" / A41 / AX41S
Honda	NR750	1992	130/70ZR16	180/55ZR17	130/70ZR16	Battlax S21	180/55ZR17	Battlax S21
Honda	RVF750R RC45	1994	130/70ZR16	190/50ZR17	130/70ZR16	Battlax S21	190/50ZR17	Battlax S21
Honda	VF750C Magna	82-83	110/90-18	130/90-16	110/90-18	Battlax BT46	130/90-16	Battlax BT46
Honda	VF750F Interceptor	83-84	120/80-16	130/80-18	120/80-16	Battlax BT46	130/80-18	Battlax BT46
Honda	VF750S Sabre	82-83	110/90-18	130/90-17	110/90-18	Battlax BT46	130/90-17	Battlax BT46
Honda	VFR750F2 Interceptor	1986	110/90-16	130/80-18	110/90-16	Battlax BT45	130/80-18	Battlax BT46
Honda	VFR750F Interceptor	90-97	120/70ZR17	170/60ZR17	120/70ZR17	Battlax T31	170/60ZR17	Battlax T31 "GT"
Honda	VFR750F Interceptor	1998	120/70ZR17	180/55ZR17	120/70ZR17	Battlax S22 / T31	180/55ZR17	Battlax S22 / T31
Honda	VT 750 C	2007	120/90-17	160/80-15	120/90-17	Exedra Max	160/80-15	Exedra Max
<b>Honda</b>	<b>VT750DC Shadow Spirit 750</b>	<b>01-07</b>	<b>D.E. 110/80-19</b>	<b>160/80-15</b>	<b>110/80-19</b>	<b>Exedra G515 (G)</b>	<b>160/80-15</b>	<b>Exedra G702</b>

# MOTORCYCLE FITMENT GUIDE

MFG	Model	Year	O.E.		Recommended		Recommended		
			Front Tire	Rear Tire	Front Size	Front Pattern	Rear Size	Rear Pattern	
<b>Original Equipment = BOLD</b>									
<b>HONDA (Continued)</b>									
Honda	VT750C2 Shadow Spirit 750	07-14	<b>O.E.</b>	<b>90/90-21</b>	<b>160/80-15</b>	<b>90/90-21</b>	Exedra G701 / Exedra MAX	<b>160/80-15</b>	Exedra G702 / Exedra MAX
Honda	VT750C2B Shadow Phantom 750	10-16	<b>O.E.</b>	<b>120/90-17</b>	<b>160/80-15</b>	<b>120/90-17</b>	Exedra G701 / Exedra MAX	<b>160/80-15</b>	Exedra G702 / Exedra MAX
Honda	VT 750 CS	2009		120/90-17	160/80-15	120/90-17	Exedra Max	160/80-15	Exedra Max
Honda	VT750 Ace	98-03	<b>O.E.</b>	<b>120/90-17</b>	<b>170/80-15</b>	<b>120/90-17</b>	Exedra G701 / Exedra MAX	<b>170/80-15</b>	Exedra G702 / Exedra MAX
Honda	VT750 Aero	04-16	<b>O.E.</b>	<b>120/90-17</b>	<b>160/80-15</b>	<b>120/90-17</b>	Exedra G701 / Exedra MAX	<b>160/80-15</b>	Exedra G702 / Exedra MAX
Honda	VT750RS	11-13		100/90-19	150/80-16	100/90-19	Exedra MAX	150/80B16	Exedra MAX
Honda	VT 750 S	2010		100/90-19	150/80-16	100/90-19	Exedra MAX	150/80B16	Exedra MAX
Honda	Shadow 750	2005		120/90-17	160/80-15	120/90-17	Exedra MAX	160/80-15	Exedra MAX
Honda	Shadow 750	2012		90/90-21	160/80-15	90/90-21	Exedra MAX	160/80-15	Exedra MAX
Honda	VFR800F	99-15		120/70ZR17	180/55ZR17	120/70ZR17	Battlax S22 / T31	180/55ZR17	Battlax S22 / T31
Honda	CB900C	80-82		110/90-19	130/90-16	110/90-19	Spitfire S11	130/90-16	Spitfire S11
Honda	CB900F	81-82		3.50-19	4.25-18	100/90-19	Battlax BT46	110/90-18	Battlax BT46
Honda	CBR900RR	92-99		130/70ZR16	180/55ZR17	130/70ZR16	Battlax S21	180/55ZR17	Battlax S21
Honda	919 - CB900F	02-07		120/70ZR17	180/55ZR17	120/70ZR17	Battlax RS10 / S22 / T31	180/55ZR17	Battlax RS10 / S22 / T31
Honda	CBR929RR	00-01		120/70ZR17	190/50ZR17	120/70ZR17	Battlax RS10 / S22 / T31	190/50ZR17	Battlax RS10 / S22 / T31
Honda	CBR954RR	02-03		120/70ZR17	190/50ZR17	120/70ZR17	Battlax RS10 / S22 / T31	190/50ZR17	Battlax RS10 / S22 / T31
Honda	CB 1	1990		110/70ZR17	150/60ZR17	110/70ZR17	Battlax S22	150/60ZR17	Battlax S22
Honda	<b>CB1000R</b>	<b>11-15</b>	<b>O.E.</b>	<b>120/70ZR17</b>	<b>180/55ZR17</b>	<b>120/70ZR17</b>	<b>Battlax BT015 "L" / T31</b>	<b>180/55ZR17</b>	<b>Battlax BT015 "L" / T31</b>
Honda	<b>CB1000R</b>	<b>2018</b>	<b>O.E.</b>	<b>120/70ZR17</b>	<b>190/55ZR17</b>	<b>120/70ZR17</b>	<b>Battlax S21 / S22 / T31</b>	<b>190/55ZR17</b>	<b>Battlax S21 / S22 / T31</b>
Honda	CBF1000	06-20		120/70ZR17	160/60ZR17	120/70ZR17	Battlax S22 / T31	160/60ZR17	Battlax S22 / T31
Honda	CBR1000F	89-96		120/70ZR17	170/60ZR17	120/70ZR17	Battlax T31	170/60ZR17	Battlax T31 "GT"
Honda	CBR1000RR	04-07		120/70ZR17	190/50ZR17	120/70ZR17	Battlax RS10 / S22 / T31	190/50ZR17	Battlax RS10 / S22 / T31
Honda	CBR1000RR	08-11		120/70ZR17	190/50ZR17	120/70ZR17	Battlax RS10 / S22 / T31	190/50ZR17	Battlax RS10 / S22 / T31
Honda	<b>CBR1000RR</b>	<b>12-15</b>	<b>O.E.</b>	<b>120/70ZR17</b>	<b>190/50ZR17</b>	<b>120/70ZR17</b>	<b>Battlax S20 "G" / RS10 / S22 / T31</b>	<b>190/50ZR17</b>	<b>Battlax S20 "G" / RS10 / S22 / T31</b>
Honda	CBR1000RR	16-19		120/70ZR17	190/50ZR17	120/70ZR17	Battlax S20 "G" / RS10 / S22 / T31	190/50ZR17	Battlax S20 "G" / RS10 / S22 / T31
Honda	CRF 1000 L Africa Twin - all	15-20		90/90-21	150/70R18	90/90-21	Battlax Adventure A41 / AX41	150/70R18	Battlax Adventure A41 / AX41
Honda	RC213V-S	2015		120/70ZR17	190/55ZR17	120/70ZR17	Battlax RS10 / S22 / T31	190/55ZR17	Battlax RS10 / S22 / T31
Honda	RVT1000R RC51	00-06		120/70ZR17	190/50ZR17	120/70ZR17	Battlax RS10 / S22 / T31	190/50ZR17	Battlax RS10 / S22 / T31
Honda	VF1000F Interceptor	84-86		120/80-16	140/80-17	120/80-16	Battlax BT46	140/80-17	Battlax BT46
Honda	VTR1000 Super Hawk	97-06		120/70ZR17	180/55ZR17	120/70ZR17	Battlax RS10 / S22 / T31	180/55ZR17	Battlax RS10 / S22 / T31
Honda	CBX	79-80		3.50-19	4.25-18	100/90-19	Battlax BT46	110/90-18	Battlax BT46
Honda	<b>CBT1100</b>	<b>13-17</b>	<b>O.E.</b>	<b>110/80R18</b>	<b>140/70R18</b>	<b>110/80R18</b>	<b>Battlax BT54</b>	<b>140/70R18</b>	<b>Battlax BT54</b>
Honda	<b>CB 1100 EX</b>	<b>2017</b>	<b>O.E.</b>	<b>110/80R18</b>	<b>140/70R18</b>	<b>110/80R18</b>	<b>Battlax BT54</b>	<b>140/70R18</b>	<b>Battlax BT54</b>
Honda	CBR1100XX Blackbird	97-03		120/70ZR17	180/55ZR17	120/70ZR17	Battlax S22 / T31	180/55ZR17	Battlax S22 / T31
Honda	<b>ST1100 (non-ABS)</b>	<b>91-02</b>	<b>O.E.</b>	<b>110/80-18</b>	<b>160/70-17</b>	<b>110/80-18</b>	<b>Exedra G547</b>	<b>160/70-17</b>	<b>Exedra G548</b>
Honda	ST1100 (ABS)	96-02		120/70ZR18	160/70ZR17	120/70ZR18	Battlax T31 "GT"	160/70ZR17	Battlax T31
Honda	VF1100S Sabre	84-85		110/90-18	130/90-17	110/90-18	Battlax BT46	130/90-17	Battlax BT46
Honda	VT1100C Shadow	85-86		110/90-18	140/90-15	110/90-18	Exedra MAX	140/90-15	Exedra MAX
Honda	VT 1100 C	1995		110/90-19	170/80B15	110/90-19	Exedra MAX	170/80B15	Exedra MAX
Honda	VFR1200	2013		120/70ZR17	190/55ZR17	120/70ZR17	Battlax T31 "GT"	190/55ZR17	Battlax T31 "GT"
Honda	VFR1200X Cross Tourer	2011		110/80R19	150/70R17	110/80R19	Battlax Adventure A41 / AX41	150/70R17	Battlax Adventure A41 / AX41
Honda	<b>CTX1300</b>	<b>2014</b>	<b>O.E.</b>	<b>130/70R18</b>	<b>200/50R17</b>	<b>130/70R18</b>	<b>Exedra G853 "F"</b>	<b>200/50R17</b>	<b>Exedra G852 "F"</b>
Honda	<b>ST1300</b>	<b>03-12</b>	<b>O.E.</b>	<b>120/70ZR18</b>	<b>170/60ZR17</b>	<b>120/70ZR18</b>	<b>Battlax BT020 "F" / T31 "GT"</b>	<b>170/60ZR17</b>	<b>Battlax BT020 "F" / T31 "GT"</b>
Honda	VTX1300 C	04-09		110/90-19	170/80-15	110/90-19	Exedra MAX	170/80B15	Exedra MAX

# MOTORCYCLE FITMENT GUIDE

MFG	Model	Year	O.E. Front Tire	O.E. Rear Tire	Recommended		Recommended		
					Front Size	Front Pattern	Rear Size	Rear Pattern	
<b>Original Equipment = BOLD</b>									
<b>HONDA (Continued)</b>									
Honda	VTX1300 Sabre	10-13	<b>O.E. 90/90-21</b>	<b>170/80-15</b>	<b>90/90-21</b>	Exedra 6701 "F" / Exedra Max	<b>170/80-15</b>	Exedra 6702 "F" / Exedra Max	
Honda	VTX1300 Stataline/ Interstate	10-16	<b>O.E. 140/80-17</b>	<b>170/80-15</b>	<b>140/80-17</b>	Exedra 1309 "F"	<b>170/80-15</b>	Exedra 6702 "F"	
Honda	GL1500 Goldwing	88-00	130/70-18	160/80-16	130/70-18	Exedra G701 Touring	160/80-16	Exedra G702 Touring	
Honda	GL1500C Valkyrie / Tour	96-03	150/80R17	180/70R16	150/80R17	Exedra G701	180/70R16	Exedra G702	
Honda	VTX1800C	02-07	130/70R18	180/70R16	130/70ZR18	Exedra Max	180/70R16	Exedra Max	
Honda	GL1800 Goldwing	01-10	130/70R18	180/60R16	130/70R18	Exedra G709	180/60R16	Exedra G704	
Honda	<b>GL1800 Goldwing / F6B</b>	<b>12-16</b>	<b>O.E. 130/70R18</b>	<b>180/60R16</b>	<b>130/70R18</b>	<b>Exedra G709</b>	<b>180/60R16</b>	<b>Exedra G704</b>	
Honda	<b>GL1800 Goldwing</b>	<b>18-20</b>	<b>O.E. 130/70R18</b>	<b>200/55R16</b>	<b>130/70R18</b>	<b>Exedra G853 "G"</b>	<b>200/55R16</b>	<b>Exedra G852 "G"</b>	
<b>HUSQVARNA</b>									
Husqvarna	Nuda 900	2011	120/70ZR17	180/55ZR17	120/70ZR17	Battlax RS10 / S22 / T31	180/55ZR17	Battlax RS10 / S22 / T31	
Husqvarna	Nuda 900R	2011	120/70ZR17	180/55ZR17	120/70ZR17	Battlax RS10 / S22 / T31	180/55ZR17	Battlax RS10 / S22 / T31	
Husqvarna	Vitpilen 401	18-20	110/70R17	150/60R17	110/70R17	Battlax S22 / T31	150/60R17	Battlax S22 / T31	
Husqvarna	Svartpilen 401	18-20	110/70R17	150/60R17	110/70R17	Battlax S22 / T31	150/60R17	Battlax S22 / T31	
Husqvarna	Vitpilen 701	18-20	120/70ZR17	160/60ZR17	120/70ZR17	Battlax S22 / T31	160/60ZR17	Battlax S22 / T31	
Husqvarna	Svartpilen 701	18-20	110/80R18	160/60R17	110/80R18	Battlax T31	160/60ZR17	Battlax T31	
<b>INDIAN</b>									
Indian	Chief Blackhawk / Dark	2011	130/90B16	150/80B16	130/90B16	Battlecruise H50	150/80B16	Battlecruise H50	
Indian	Chief Dark Horse	10-13	130/90B16	150/80B16	130/90B16	Battlecruise H50	150/80B16	Battlecruise H50	
Indian	Chief Bomber	2010	130/90B16	150/80B16	130/90B16	Battlecruise H50	150/80B16	Battlecruise H50	
Indian	Chief Classic	10-13	130/90B16	150/80B16	130/90B16	Battlecruise H50	150/80B16	Battlecruise H50	
Indian	Chief Classic	14-18	130/90B16	180/65B16	130/90B16	Battlecruise H50	180/65B16	Battlecruise H50	
Indian	Chief Dark Horse	10-13	130/90B16	150/80B16	130/90B16	Battlecruise H50	150/80B16	Battlecruise H50	
Indian	Chief Dark Horse	16-18	130/90B16	180/65B16	130/90B16	Battlecruise H50	180/65B16	Battlecruise H50	
Indian	Chief Deluxe	2009	130/90B16	150/80B16	130/90B16	Battlecruise H50	150/80B16	Battlecruise H50	
Indian	Chief Roadmaster	09-11	130/90B16	150/80B16	130/90B16	Battlecruise H50	150/80B16	Battlecruise H50	
Indian	Chief Standard	2009	130/90B16	150/80B16	130/90B16	Battlecruise H50	150/80B16	Battlecruise H50	
Indian	Chief Vintage	09-13	130/90B16	150/80B16	130/90B16	Battlecruise H50	150/80B16	Battlecruise H50	
Indian	Chief Vintage	14-15	130/90B16	180/65B16	130/90B16	Battlecruise H50	180/65B16	Battlecruise H50	
Indian	Scout	15-18	130/90-16	150/80B16	130/90-16	Battlecruise H50	150/80B16	Battlecruise H50	
Indian	Scout Sixty	16-18	130/90-16	150/80-16	130/90-16	Battlecruise H50	150/80-16	Battlecruise H50	
Indian	Scout Bobber	2018	130/90-16	150/80-16	130/90-16	Battlecruise H50	150/80-16	Battlecruise H50	
Indian	Scout Bobber Jack Daniel's	2018	130/90-16	150/80-16	130/90-16	Battlecruise H50	150/80-16	Battlecruise H50	
Indian	Chief	2018	130/90B16	180/65B16	130/90B16	Battlecruise H50	180/65B16	Battlecruise H50	
Indian	Chief Vintage	14-18	130/90B16	180/65B16	130/90B16	Battlecruise H50	180/65B16	Battlecruise H50	
Indian	FTR 1200	2019	120/70R19	150/70R18	120/70R19	Battlax Adventure A41	150/70R18	Battlax Adventure A41	
Indian	FTR 1200 S	2019	120/70R19	150/70R18	120/70R19	Battlax Adventure A41	150/70R18	Battlax Adventure A41	
Indian	FTR 1200 S Race Replica	2019	120/70R19	150/70R18	120/70R19	Battlax Adventure A41	150/70R18	Battlax Adventure A41	
<b>KAWASAKI</b>									
Kawasaki	<b>EX250 Ninja</b>	<b>08-09</b>	<b>O.E. 110/70-17</b>	<b>130/70-17</b>	<b>110/70-17</b>	<b>Battlax BT45 / BT46</b>	<b>130/70-17</b>	<b>Battlax BT45 / BT46</b>	
Kawasaki	EX250 Ninja	10-12	110/70-17	130/70-17	110/70-17	Battlax BT46	130/70-17	Battlax BT46	
Kawasaki	Ninja 250 SL	2014	100/80-17	130/70-17	100/80-17	Battlax BT46	130/70-17	Battlax BT46	
Kawasaki	EX300 Ninja	13-16	110/70-17	140/70-17	110/70-17	Battlax BT46	140/70-17	Battlax BT46	
Kawasaki	Ninja 300 ABS	2017	110/70-17	140/70-17	110/70-17	Battlax BT46	140/70-17	Battlax BT46	
Kawasaki	Ninja 400	2017	110/70R17	150/60R17	110/70R17	Battlax S22	150/60R17	Battlax S22	

# MOTORCYCLE FITMENT GUIDE

MFG	Model	Year	O.E.		Recommended		Recommended	
			Front Tire	Rear Tire	Front Size	Front Pattern	Rear Size	Rear Pattern
<b>Original Equipment = BOLD</b>								
<b>KAWASAKI (Continued)</b>								
Kawasaki	EN500 Vulcan LTD	90-09	100/90-19	140/90-15	100/90-19	Exedra MAX	140/90-15	Exedra MAX
Kawasaki	EX500 Ninja	94-09	110/70-17	130/70-17	110/70-17	Battlax BT46	130/70-17	Battlax BT46
Kawasaki	KZ550GPZ	82-83	3.25-19	4.00-18	100/90-19	Battlax BT46	110/90-18	Battlax BT46
Kawasaki	ZR550 Zephyr	90-91	110/80-17	140/70-18	110/80-17	Battlax BT46	140/70-18	Battlax BT46
Kawasaki	ZX600A1-A3 / B1 Ninja	85-87	110/90-16	130/90-16	110/90-16	Battlax BT45	130/90-16	Battlax BT46
Kawasaki	ZX600D / E ZX6 Ninja	93-04	120/60ZR17	160/60ZR17	120/60ZR17	Battlax S21 / T31	160/60ZR17	Battlax S21 / T31
Kawasaki	ZX-6R	07-08	120/70ZR17	180/55ZR17	120/70ZR17	Battlax RS10 / S22 / T31	180/55ZR17	Battlax RS10 / S22 / T31
Kawasaki	ZX-6R	09-12	120/70ZR17	180/55ZR17	120/70ZR17	Battlax RS10 / S22 / T31	180/55ZR17	Battlax RS10 / S22 / T31
Kawasaki	ZX636	03-06	120/60ZR17	180/55ZR17	120/60ZR17	Battlax RS10 / S22 / T31	180/55ZR17	Battlax RS10 / S22 / T31
<b>Kawasaki</b>	<b>Z636R</b>	<b>13-17</b>	<b>O.E. 120/70ZR17</b>	<b>180/55ZR17</b>	<b>120/70ZR17</b>	<b>Battlax S20 "J" / RS10 / S22 / T31</b>	<b>180/55ZR17</b>	<b>Battlax S20 "J" / RS10 / S22 / T31</b>
Kawasaki	ER-6n (650)	09-11	120/70ZR17	160/60ZR17	120/70ZR17	Battlax S21 / T31	160/60ZR17	Battlax S21 / T31
Kawasaki	KZ650CSR	81-83	3.25-19	130/90-16	100/90-19	Battlax BT46	130/90-16	Battlax BT46
Kawasaki	Ninja 650R	10-16	120/70ZR17	160/60ZR17	120/70ZR17	Battlax S21 / T31	160/60ZR17	Battlax S21 / T31
Kawasaki	Ninja 650 ABS	2017	120/70ZR17	160/60ZR17	120/70ZR17	Battlax S21 / T31	160/60ZR17	Battlax S21 / T31
Kawasaki	Versys 650	07-17	120/70ZR17	160/60ZR17	120/70ZR17	Battlax S21 / T31	160/60ZR17	Battlax S21 / T31
Kawasaki	Z650	2017	120/70ZR17	160/60ZR17	120/70ZR17	Battlax S21 / T31	160/60ZR17	Battlax S21 / T31
Kawasaki	W650	00-02	100/90-19	130/80-18	100/90-19	Battlax BT46	130/80-18	Battlax BT45
Kawasaki	KZ700A1 / A2 LTD	84-85	100/90-19	120/90-18	100/90-19	Battlax BT46	120/90-18	Battlax BT46
Kawasaki	KZ750Z / 4 LTD	80-82	3.25-19	130/90-16	100/90-19	Battlax BT46	130/90-16	Battlax BT46
Kawasaki	KZ750 / 4E	80-82	3.25-19	4.00-18	100/90-19	Battlax BT46	110/90-18	Battlax BT46
Kawasaki	KZ750 / 4 Spectre / LTD	82-83	100/90-19	130/90-16	100/90-19	Battlax BT46	130/90-16	Battlax BT46
Kawasaki	VN750 Vulcan also (95-VN700A1)	86-06	100/90-19	150/90-15	100/90-19	Exedra MAX	150/90B15	Exedra MAX
Kawasaki	Z-750S	05-06	120/70ZR17	180/55ZR17	120/70ZR17	Battlax S22 / T31	180/55ZR17	Battlax S22 / T31
Kawasaki	ZR-7 & ZR-7S	02-03	120/70ZR17	160/60ZR17	120/70ZR17	Battlax S21 / T31	160/60ZR17	Battlax S21 / T31
Kawasaki	ZX750 GPZ / Turbo	83-85	110/90-18	130/80-18	110/90-18	Battlax BT46	130/80-18	Battlax BT45
Kawasaki	ZX750 Ninja	1985	110/90-18	130/80-18	110/90-18	Battlax BT46	130/80-18	Battlax BT45
Kawasaki	ZX-7R / 7RR	91-03	120/70ZR17	180/55ZR17	120/70ZR17	Battlax RS10 / S22 / T31	180/55ZR17	Battlax RS10 / S22 / T31
Kawasaki	W 800	2018	100/90-18	130/80-18	100/90-18	Battlax BT46	130/80-18	Battlax BT45
Kawasaki	Z800	2016	120/70ZR17	180/55ZR17	120/70ZR17	Battlax S22 / T31	180/55ZR17	Battlax S22 / T31
Kawasaki	VN900 Vulcan Classic (all models)	06-17	130/90-16	180/70-15	130/90-16	Exedra MAX	180/70-15	Exedra MAX
<b>Kawasaki</b>	<b>VN900B Classic SE</b>	<b>11-17</b>	<b>O.E. 130/90-16</b>	<b>180/70-15</b>	<b>130/90-16</b>	<b>Exedra G721 "G" WW / Exedra Max</b>	<b>180/70-15</b>	<b>Exedra G722 "G" WW / Exedra Max</b>
Kawasaki	VN900 Vulcan Custom	07-17	80/90-21	180/70-15	80/90-21	Exedra MAX	180/70-15	Exedra MAX
Kawasaki	Z 900 ABS	2016	120/70ZR17	180/55ZR17	120/70ZR17	Battlax S22 / T31	180/55ZR17	Battlax S22 / T31
Kawasaki	Z 900 RS	2017	120/70ZR17	180/55ZR17	120/70ZR17	Battlax S22 / T31	180/55ZR17	Battlax S22 / T31
Kawasaki	Z 900 RS Café	2017	120/70ZR17	180/55ZR17	120/70ZR17	Battlax S22 / T31	180/55ZR17	Battlax S22 / T31
Kawasaki	ZX900A1 / A2 Ninja	84-86	120/80-16	130/80-18	120/80-16	Battlax BT46	130/80-18	Battlax BT45
Kawasaki	Z1R	78-80	3.25-19	4.00-18	100/90-19	Battlax BT46	110/90-18	Battlax BT46
Kawasaki	ZXR9R	94-99	120/70ZR17	180/55ZR17	120/70ZR17	Battlax RS10 / S22 / T31	180/55ZR17	Battlax RS10 / S22 / T31
Kawasaki	ZXR9R	00-03	120/70ZR17	190/50ZR17	120/70ZR17	Battlax RS10 / S22 / T31	190/50ZR17	Battlax RS10 / S22 / T31
<b>Kawasaki</b>	<b>H2</b>	<b>15-18</b>	<b>O.E. 120/70ZR17</b>	<b>200/55ZR17</b>	<b>120/70ZR17</b>	<b>Battlax RS10 "J" / S22 / T31</b>	<b>200/55ZR17</b>	<b>Battlax RS10 "J" / S22 / T31</b>
Kawasaki	Ninja H2 SX SE	2017	120/70ZR17	190/55ZR17	120/70ZR17	Battlax S22 / T31	190/55ZR17	Battlax S22 / T31
Kawasaki	KZ1000 - R1	82-83	100/90-19	120/90-18	100/90-19	Battlax BT46	120/90-18	Battlax BT46
Kawasaki	KZ1000P	82-83	110/90-18	120/90-18	110/90-18	Battlax BT46	120/90-18	Battlax BT46
Kawasaki	Versys 1000	11-15	120/70ZR17	180/55ZR17	120/70ZR17	Battlax S22 / T31 / AX41S	180/55ZR17	Battlax S22 / T31 / AX41S
<b>Kawasaki</b>	<b>Versys 1000 LT</b>	<b>15-17</b>	<b>O.E. 120/70ZR17</b>	<b>180/55ZR17</b>	<b>120/70ZR17</b>	<b>Battlax T30 "F" / T31 "G"</b>	<b>180/55ZR17</b>	<b>Battlax T30 "F" / T31 "G"</b>



# MOTORCYCLE FITMENT GUIDE

MFG	Model	Year	O.E.		Recommended		Recommended	
			Front Tire	Rear Tire	Front Size	Front Pattern	Rear Size	Rear Pattern
<b>Original Equipment = BOLD</b>								
<b>KAWASAKI (Continued)</b>								
Kawasaki	ZX1000A Ninja	86-87	120/80-16	150/80-16	120/80-16	Battlax BT46	150/80-16	Battlax BT46
Kawasaki	Z1000	13-16	120/70ZR17	190/50ZR17	120/70ZR17	Battlax S22 / T31	190/50ZR17	Battlax S22 / T31
<b>Kawasaki</b>	<b>Z1000 Ninja</b>	<b>11-13</b>	<b>O.E. 120/70ZR17</b>	<b>190/50ZR17</b>	<b>120/70ZR17</b>	<b>Battlax BT016 "B" / S22 / T31</b>	<b>190/50ZR17</b>	<b>Battlax BT016 "B" / S22 / T31</b>
<b>Kawasaki</b>	<b>Ninja 1000</b>	<b>14-16</b>	<b>O.E. 120/70ZR17</b>	<b>190/50ZR17</b>	<b>120/70ZR17</b>	<b>Battlax S20 "N" / S22 / T31</b>	<b>190/50ZR17</b>	<b>Battlax S20 "N" / S22 / T31</b>
Kawasaki	ZX10R	04-05	120/70ZR17	190/50ZR17	120/70ZR17	Battlax RS10 / S22 / T31	190/50ZR17	Battlax RS10 / S22 / T31
Kawasaki	ZX10R	06-10	120/70ZR17	190/55ZR17	120/70ZR17	Battlax RS10 / S22 / T31	190/55ZR17	Battlax RS10 / S22 / T31
<b>Kawasaki</b>	<b>ZX10R</b>	<b>11-15</b>	<b>O.E. 120/70ZR17</b>	<b>190/55ZR17</b>	<b>120/70ZR17</b>	<b>Battlax BT016 "C" / RS10 / S22 / T31</b>	<b>190/55ZR17</b>	<b>Battlax BT016 "C" / RS10 / S22 / T31</b>
<b>Kawasaki</b>	<b>ZX10RR</b>	<b>16-17</b>	<b>O.E. 120/70ZR17</b>	<b>190/55ZR17</b>	<b>120/70ZR17</b>	<b>Battlax RS10 "L" / RS10 / S22 / T31</b>	<b>190/55ZR17</b>	<b>Battlax RS10 "L" / RS10 / S22 / T31</b>
Kawasaki	KZ1100	81-83	3.50-19	130/90-16	100/90-19	Battlax BT46	130/90-16	Battlax BT46
Kawasaki	KZ1100 GPZ	1982	100/90-19	120/90-18	100/90-19	Battlax BT46	120/90-18	Battlax BT46
Kawasaki	ZRX1100	99-00	120/70ZR17	170/60ZR17	120/70ZR17	Battlax T31	170/60ZR17	Battlax T31 "GT"
Kawasaki	ZX1100A GPZ	83-84	110/90-18	130/90-17	110/90-18	Battlax BT46	130/90-17	Battlax BT46
Kawasaki	ZX1100C / D / ZX11 Ninja	90-95	120/70ZR17	170/60ZR17	120/70ZR17	Battlax T31	170/60ZR17	Battlax T31 "GT"
Kawasaki	ZX1100E / GPZ	95-96	120/70ZR17	180/55ZR17	120/70ZR17	Battlax S22 / T31	180/55ZR17	Battlax S22 / T31
Kawasaki	ZX1100C / D ZX-11	98-01	120/70ZR17	180/55ZR17	120/70ZR17	Battlax S22 / T31	180/55ZR17	Battlax S22 / T31
Kawasaki	ZRX1200	01-05	120/70ZR17	180/55ZR17	120/70ZR17	Battlax S22 / T31	180/55ZR17	Battlax S22 / T31
Kawasaki	ZZR1200R	02-05	120/70ZR17	180/55ZR17	120/70ZR17	Battlax S22 / T31	180/55ZR17	Battlax S22 / T31
<b>Kawasaki</b>	<b>ZX14</b>	<b>06-11</b>	<b>O.E. 120/70ZR17</b>	<b>190/50ZR17</b>	<b>120/70ZR17</b>	<b>Battlax BT014 "SL" / T31 "GT"</b>	<b>190/50ZR17</b>	<b>Battlax BT014 "L" / T31 "GT"</b>
<b>Kawasaki</b>	<b>ZX14</b>	<b>12-17</b>	<b>O.E. 120/70ZR17</b>	<b>190/50ZR17</b>	<b>120/70ZR17</b>	<b>Battlax S20 "E" / T31 "GT"</b>	<b>190/50ZR17</b>	<b>Battlax S20 "E" / T31 "GT"</b>
<b>Kawasaki</b>	<b>Concours 14</b>	<b>08-17</b>	<b>O.E. 120/70ZR17</b>	<b>190/50ZR17</b>	<b>120/70ZR17</b>	<b>Battlax BT021 "U" / T31 "GT"</b>	<b>190/50ZR17</b>	<b>Battlax BT021 "U" / T31 "GT"</b>
Kawasaki	VN 1500 Classic Tourer	1998	150/80-16	150/80-16	150/80-16	Exedra MAX	150/80B16	Exedra MAX
Kawasaki	VN1500 Vulcan Classic / FI	96-08	130/90-16	150/80B16	130/90B16	Exedra MAX	150/80B16	Exedra MAX
Kawasaki	VN1500 Vulcan Nomad FI	98-04	150/80-16	150/80B16	150/80-16	Exedra MAX	150/80B16	Exedra MAX
Kawasaki	VN1500 Vulcan Drifter	99-05	130/90-16	150/80B16	130/90B16	Exedra MAX	150/80B16	Exedra MAX
Kawasaki	1500/1600 Vulcan Mean Streak	02-08	130/70R17	170/60R17	130/70R17	Exedra MAX	170/60ZR17	Exedra MAX
Kawasaki	VN1600 Classic	03-08	130/90-16	170/70B16	130/90B16	Exedra MAX	170/70B16	Exedra MAX
Kawasaki	VN 1600 Classic Tourer	2006	150/80-16	170/70B16	150/80-16	Exedra MAX	170/70B16	Exedra MAX
Kawasaki	VN 1600 Mean Streak	2006	130/70R17	170/60R17	130/70R17	Exedra MAX	170/60ZR17	Exedra MAX
<b>Kawasaki</b>	<b>VN1600 Nomad</b>	<b>05-08</b>	<b>O.E. 150/80-16</b>	<b>170/70B16</b>	<b>150/80-16</b>	<b>Exedra G721 / Exedra Max</b>	<b>170/70B16</b>	<b>Exedra G722 "G" / Exedra Max</b>
<b>Kawasaki</b>	<b>VN1700 (all models)</b>	<b>09-17</b>	<b>O.E. 130/90-16</b>	<b>170/70B16</b>	<b>130/90-16</b>	<b>Exedra G721 "E" / Exedra Max</b>	<b>170/70B16</b>	<b>Exedra G722 "E" / Exedra Max</b>
<b>Kawasaki</b>	<b>VN2000 Vulcan (all models)</b>	<b>04-10</b>	<b>O.E. 150/80VR16</b>	<b>200/60VR16</b>	<b>150/80VR16</b>	<b>Battlax BT020</b>	<b>200/60VR16</b>	<b>Battlax BT020</b>
<b>KTM</b>								
KTM	390 Duke / RC	15-17	110/70ZR17	150/60ZR17	110/70ZR17	Battlax S22	150/60ZR17	Battlax S22
KTM	690 Duke	12-17	120/70ZR17	160/60ZR17	120/70ZR17	Battlax S21 / T31	160/60ZR17	Battlax S21 / T31
KTM	690 Duke R	09-15	120/70ZR17	160/60ZR17	120/70ZR17	Battlax S22 / T31	160/60ZR17	Battlax S22 / T31
KTM	790 Adventure	2018	90/90-21	150/70R18	90/90-21	Battlax Adventure A41 / AX41	150/70R18	Battlax Adventure A41 / AX41
KTM	790 Adventure R	2018	90/90-21	150/70R18	90/90-21	Battlax Adventure A41 / AX41	150/70R18	Battlax Adventure A41 / AX41
KTM	790 Duke	2018	120/70ZR17	180/55ZR17	120/70ZR17	Battlax RS10 / S22 / T31	180/55ZR17	Battlax RS10 / S22 / T31
KTM	950 Adventure	05-08	90/90-21	150/70-18	90/90-21	Battlax Adventure A41 / AX41	150/70-18	Battlax Adventure A41 / AX41
KTM	950 DUKE	2005	120/70ZR17	180/55ZR17	120/70ZR17	Battlax RS10 / S22 / T31	180/55ZR17	Battlax RS10 / S22 / T31
KTM	990 Adventure	2008	90/90-21	150/70-18	90/90-21	Battlax Adventure A41 / AX41	150/70-18	Battlax Adventure A41 / AX41
KTM	990 Adventure EFI	2007	90/90-21	150/70-18	90/90-21	Battlax Adventure A41 / AX41	150/70-18	Battlax Adventure A41 / AX41

# MOTORCYCLE FITMENT GUIDE

MFG	Model	Year	O.E.		Recommended		Recommended	
			Front Tire	Rear Tire	Front Size	Front Pattern	Rear Size	Rear Pattern
<b>Original Equipment = BOLD</b>								
<b>KTM (Continued)</b>								
KTM	990 SMT	11-13	120/70ZR17	180/55ZR17	120/70ZR17	Battlax S21 / T31	180/55ZR17	Battlax S21 / T31
KTM	990 Super Duke	07-09	120/70ZR17	180/55ZR17	120/70ZR17	Battlax RS10 / S22 / T31 / AX41S	180/55ZR17	Battlax RS10 / S22 / T31 / AX41S
KTM	1050 Adventure	2014	110/80R19	150/70R17	110/80R19	Battlax Adventure A41 / AX41	150/70R17	Battlax Adventure A41 / AX41
KTM	1090 Adventure	2016	110/80R19	150/70ZR18	110/80R19	Battlax Adventure A41 / AX41	150/70ZR18	Battlax Adventure A41 / AX41
KTM	1090 Adventure L	2017	110/80R19	150/70R17	110/80R19	Battlax Adventure A41 / AX41	150/70R17	Battlax Adventure A41 / AX41
KTM	1090 Adventure R		90/90-21	150/70ZR18	90/90-21	Battlax Adventure A41 / AX41	150/70ZR18	Battlax Adventure A41 / AX41
KTM	1190RC8 / R	08-15	120/70ZR17	190/55ZR17	120/70ZR17	Battlax RS10 / S22 / T31	190/55ZR17	Battlax RS10 / S22 / T31
KTM	1190/1290 Adventure / T	15-17	120/70ZR19	170/60ZR17	120/70ZR19	Battlax Adventure A41 / AX41S / AX41	170/60ZR17	Battlax Adventure A41 / AX41S / AX41
KTM	1290 Super Duke / R	14-17	120/70ZR17	190/55ZR17	120/70ZR17	Battlax RS10 / S22 / T31	190/55ZR17	Battlax RS10 / S22 / T31
KTM	1290 Super Duke GT	16-17	120/70ZR17	190/55ZR17	120/70ZR17	Battlax RS10 / S22 / T31	190/55ZR17	Battlax RS10 / S22 / T31
<b>SUZUKI</b>								
Suzuki	VanVan 200	15-20	130/80-18	180/80-14	130/80-18	Trail Wing TW31	180/80-14	Trail Wing TW34
Suzuki	GW250 / F	13-17	110/80-17	140/70-17	110/80-17	Battlax BT46	140/70-17	Battlax BT46
Suzuki	TU250	12-16	90/90-18	110/90-18	90/90-18	Battlax BT46	110/90-18	Battlax BT46
Suzuki	DR-Z 400 SM Supermoto	06-19	120/70R17	140/70R17	120/70ZR17	Battlax S22	140/70R17	Battlax S22
Suzuki	GSF400 Bandit	91-93	110/80-17	150/70-17	110/80-17	Battlax BT46	150/70-17	Battlax BT46
Suzuki	GS500E / F / X	88-09	110/70-17	130/70-17	110/70-17	Battlax BT46	130/70-17	Battlax BT46
Suzuki	GSF600 Bandit	00-01	120/60ZR17	160/60ZR17	120/60ZR17	Battlax S21 / T31	160/60ZR17	Battlax S21 / T31
Suzuki	GSX600F Katana	88-97	110/80-17	140/80-17	110/80-17	Battlax BT46	140/80-17	Battlax BT46
Suzuki	GSX600 Katana	00-06	120/70ZR17	150/70ZR17	120/70ZR17	Battlax T31	150/70ZR17	Battlax T31
Suzuki	GSXR600	97-09	120/70ZR17	180/55ZR17	120/70ZR17	Battlax RS10 / S22 / T31	180/55ZR17	Battlax RS10 / S22 / T31
<b>Suzuki</b>	<b>GSXR600</b>	<b>11-20</b>	<b>O.E. 120/70ZR17</b>	<b>180/55ZR17</b>	<b>120/70ZR17</b>	<b>Battlax BT016 "AA" / RS10 / S22 / T31</b>	<b>180/55ZR17</b>	<b>Battlax BT016 "AA" / RS10 / S22 / T31</b>
Suzuki	RF600R	94-96	120/70ZR17	160/60ZR17	120/70ZR17	Battlax S22 / T31	160/60ZR17	Battlax S22 / T31
Suzuki	Burgman 650 - all	02-15	120/70R15	160/60R14	120/70R15	Battlax Scooter SC2 / SC2 Rain	160/60R14	Battlax Scooter SC2 / SC2 Rain
Suzuki	GS650GL	81-83	90/90-19	130/90-16	90/90-19	Spitfire S11	130/90-16	Spitfire S11
Suzuki	GSF 650 Bandit	2009	120/70ZR17	160/60ZR17	120/70ZR17	Battlax S22 / T31	160/60ZR17	Battlax S22 / T31
Suzuki	GSX650F	08-09	120/70ZR17	160/60ZR17	120/70ZR17	Battlax S22 / T31	160/60ZR17	Battlax S22 / T31
<b>Suzuki</b>	<b>DL650 V-Strom</b>	<b>04-16</b>	<b>O.E. 110/80R19</b>	<b>150/70R17</b>	<b>110/80R19</b>	<b>TW101 "J" / A41 / T31 / AX41</b>	<b>150/70R17</b>	<b>TW152 "J" / A41 / T31 / AX41</b>
<b>Suzuki</b>	<b>DL650 V-Strom</b>	<b>2017</b>	<b>O.E. 110/80R19</b>	<b>150/70R17</b>	<b>110/80R19</b>	<b>A41 "F" / T31 / AX41</b>	<b>150/70R17</b>	<b>A41 "F" / T31 / AX41</b>
Suzuki	SFV650 / Gladius	09-15	120/70ZR17	160/60ZR17	120/70ZR17	Battlax S22 / T31	160/60ZR17	Battlax S22 / T31
Suzuki	SV650/SF	99-08	120/60ZR17	160/60ZR17	120/60ZR17	Battlax S21 / T31	160/60ZR17	Battlax S21 / T31
Suzuki	SV650 / ABS	2017	120/70ZR17	160/60ZR17	120/70ZR17	Battlax S22 / T31	160/60ZR17	Battlax S22 / T31
Suzuki	VS700 Intruder	85-87	100/90-19	140/90-15	100/90-19	Exedra MAX	140/90-15	Exedra MAX
Suzuki	GS750L	80-81	90/90-19	130/90-16	90/90-19	Spitfire S11	130/90-16	Spitfire S11
Suzuki	GS750S Katana	1983	3.25-19	4.00-18	100/90-19	Battlax BT46	110/90-18	Battlax BT46
Suzuki	GSX750F Katana	89-97	110/80-17	150/70-17	110/80-17	Battlax BT46	150/70-17	Battlax BT46
Suzuki	GSX750 Katana	00-06	120/70ZR17	150/70ZR17	120/70ZR17	Battlax T31	150/70ZR17	Battlax T31
Suzuki	GSXR750	86-87	110/80-18	140/70-18	110/80-18	Battlax BT46	140/70-18	Battlax BT46
Suzuki	GSXR750W / X	96-99	120/70ZR17	190/50ZR17	120/70ZR17	Battlax RS10 / S22 / T31	190/50ZR17	Battlax RS10 / S22 / T31
Suzuki	GSXR750	00-10	120/70ZR17	180/55ZR17	120/70ZR17	Battlax RS10 / S22 / T31	180/55ZR17	Battlax RS10 / S22 / T31
<b>Suzuki</b>	<b>GSXR750</b>	<b>11-20</b>	<b>O.E. 120/70ZR17</b>	<b>180/55ZR17</b>	<b>120/70ZR17</b>	<b>Battlax BT016 "G" RS10 / S22 / T31</b>	<b>180/55ZR17</b>	<b>Battlax BT016 "G" RS10 / S22 / T31</b>
<b>Suzuki</b>	<b>GSXS750</b>	<b>2016</b>	<b>O.E. 120/70ZR17</b>	<b>180/55ZR17</b>	<b>120/70ZR17</b>	<b>Battlax BT016 "E" / S22 / T31</b>	<b>180/55ZR17</b>	<b>Battlax BT016 "E" / S22 / T31</b>
<b>Suzuki</b>	<b>GSXS750 / ABS</b>	<b>2018</b>	<b>O.E. 120/70ZR17</b>	<b>180/55ZR17</b>	<b>120/70ZR17</b>	<b>Battlax S21 "G" / S22 / T31</b>	<b>180/55ZR17</b>	<b>Battlax S21 "G" / S22 / T31</b>
Suzuki	VS750 Intruder	87-91	80/90-21	140/90-15	80/90-21	Exedra MAX	140/90-15	Exedra MAX

# MOTORCYCLE FITMENT GUIDE

MFG	Model	Year	O.E.		Recommended		Recommended	
			Front Tire	Rear Tire	Front Size	Front Pattern	Rear Size	Rear Pattern
<b>Original Equipment = BOLD</b>								
<b>SUZUKI (Continued)</b>								
Suzuki	VL800 Volusia / Boulevard C50	01-17		130/90-16	170/80-15	130/90B16	Exedra MAX	170/80B15 Exedra MAX
Suzuki	C 800 Intruder	2013		130/90-16	170/80-15	130/90B16	Exedra MAX	170/80B15 Exedra MAX
Suzuki	M 800 Intruder - all	06-13		130/90-16	170/80-15	130/90B16	Exedra MAX	170/80B15 Exedra MAX
Suzuki	VS800GL / X Intruder	92-99		80/90-21	140/90-15	80/90-21	Exedra MAX	140/90-15 Exedra MAX
Suzuki	VS800 Intruder / Boulevard S50	00-09		100/90-19	140/90-15	110/90-19	Exedra MAX	140/90-15 Exedra MAX
Suzuki	VX800	90-93		110/80-18	150/70-17	110/80-18	Battlax BT46	150/70-17 Battlax BT46
Suzuki	VZ800W / X Marauder	98-04		130/90-16	150/90-15	130/90B16	Exedra MAX	150/90B15 Exedra MAX
Suzuki	VZ800 / Boulevard M50	05-16		130/90-16	170/80-15	130/90B16	Exedra MAX	170/80B15 Exedra MAX
Suzuki	GS850GL	81-84		100/90-19	130/90-16	100/90-19	Battlax BT46	130/90-16 Battlax BT46
Suzuki	RF 900 R			120/70ZR17	170/60ZR17	120/70ZR17	Battlax T31	170/60ZR17 Battlax T31 "GT"
<b>Suzuki</b>	<b>DL1000 V-Strom</b>	<b>03-12</b>	<b>O.E.</b>	<b>110/80R19</b>	<b>150/70R17</b>	<b>110/80R19</b>	<b>TW101 "F" / A41 / T31 / AX41</b>	<b>150/70R17 TW152 "F" / A41 / T31 / AX41</b>
<b>Suzuki</b>	<b>DL1000 V-Strom / Adventure</b>	<b>14-20</b>	<b>O.E.</b>	<b>110/80R19</b>	<b>150/70R17</b>	<b>110/80R19</b>	<b>BW501 "J" / A41 / T31 / AX41</b>	<b>150/70R17 BW502 "J" / A41 / T31 / AX41</b>
Suzuki	GS1000GL	1981		3.50-19	130/90-16	110/90-19	Spitfire S11	130/90-16 Spitfire S11
Suzuki	GS1000S	79-80		3.50-19	4.00-18	110/90-19	Spitfire S11	110/90-18 Spitfire S11
Suzuki	GSXR1000	01-08		120/70ZR17	190/50ZR17	120/70ZR17	Battlax RS10 / S22 / T31	190/50ZR17 Battlax RS10 / S22 / T31
Suzuki	GSXR1000	09-11		120/70ZR17	190/50ZR17	120/70ZR17	Battlax RS10 / S22 / T31	190/50ZR17 Battlax RS10 / S22 / T31
<b>Suzuki</b>	<b>GSXR1000</b>	<b>12-16</b>	<b>O.E.</b>	<b>120/70ZR17</b>	<b>190/50ZR17</b>	<b>120/70ZR17</b>	<b>Battlax S20 "F" / S21 / RS10</b>	<b>190/50ZR17 Battlax S20 "F" / S21 / RS10</b>
<b>Suzuki</b>	<b>GSXR1000 ABS / R</b>	<b>2017</b>	<b>O.E.</b>	<b>120/70ZR17</b>	<b>190/55ZR17</b>	<b>120/70ZR17</b>	<b>Battlax RS10 "F" / S22 / T31</b>	<b>190/55ZR17 Battlax RS10 "F" / S22 / T31</b>
Suzuki	GSXS1000 / F	16-20		120/70ZR17	190/50ZR17	120/70ZR17	Battlax RS10 / S22 / T31	190/50ZR17 Battlax RS10 / S22 / T31
Suzuki	Katana	19-20		120/70ZR17	190/50ZR17	120/70ZR17	Battlax S22 / T31	190/50ZR17 Battlax S22 / T31
Suzuki	SV1000	03-07		120/70ZR17	180/55ZR17	120/70ZR17	Battlax RS10 / S22 / T31	180/55ZR17 Battlax RS10 / S22 / T31
Suzuki	TL1000 (all)	97-03		120/70ZR17	190/50ZR17	120/70ZR17	Battlax RS10 / S22 / T31	190/50ZR17 Battlax RS10 / S22 / T31
Suzuki	GS1100GK	83-84		110/90-19	130/90-16	110/90-19	Spitfire S11	130/90-16 Spitfire S11
Suzuki	GS1100GL	82-83		100/90-19	130/90-16	100/90-19	Battlax BT46	130/90-16 Battlax BT46
Suzuki	GSX1100F Katana	88-95		120/80-16	150/80-16	120/80-16	Battlax BT46	150/80-16 Battlax BT46
Suzuki	GSXR1100	91-98		120/70ZR17	180/55ZR17	120/70ZR17	Battlax RS10 / S22 / T31	180/55ZR17 Battlax RS10 / S22 / T31
Suzuki	GS1150E / ES	84-86		110/90-16	130/90-17	110/90-16	Battlax BT45	130/90-17 Battlax BT46
Suzuki	GSF1200S Bandit / ABS	97-05		120/70ZR17	180/55ZR17	120/70ZR17	Battlax S22 / T31	180/55ZR17 Battlax S22 / T31
Suzuki	GSF1250S Bandit / ABS	07-09		120/70ZR17	180/55ZR17	120/70ZR17	Battlax S22 / T31	180/55ZR17 Battlax S22 / T31
<b>Suzuki</b>	<b>GSF1250FA Bandit / ABS</b>	<b>11-12</b>	<b>O.E.</b>	<b>120/70ZR17</b>	<b>180/55ZR17</b>	<b>120/70ZR17</b>	<b>Battlax BT021 "AA" / S22 / T31</b>	<b>180/55ZR17 Battlax BT021 "AA" / S22 / T31</b>
Suzuki	GSF1250S Bandit / ABS	2016		120/70ZR17	180/55ZR17	120/70ZR17	Battlax S22 / T31	180/55ZR17 Battlax S22 / T31
<b>Suzuki</b>	<b>GSX1300RK Hayabusa</b>	<b>99-07</b>	<b>O.E.</b>	<b>120/70ZR17</b>	<b>190/50ZR17</b>	<b>120/70ZR17</b>	<b>Battlax BT015 "M" / S22 / T31</b>	<b>190/50ZR17 Battlax BT015 "M" / S22 / T31</b>
<b>Suzuki</b>	<b>GSX1340R Hayabusa</b>	<b>08-20</b>	<b>O.E.</b>	<b>120/70ZR17</b>	<b>190/50ZR17</b>	<b>120/70ZR17</b>	<b>Battlax BT015 "M" / S22 / T31</b>	<b>190/50ZR17 Battlax BT015 "M" / S22 / T31</b>
Suzuki	GV1400 Calvacade	85-89		130/90-16	150/90-15	130/90B16	Exedra MAX	150/90B15 Exedra MAX
Suzuki	VS1400 Intruder / BLVD S83	87-08		110/90-19	170/80-15	110/90-19	Exedra MAX	170/80B15 Exedra MAX
<b>Suzuki</b>	<b>VLX1500 / Boulevard C90</b>	<b>98-09</b>	<b>O.E.</b>	<b>150/80B16</b>	<b>180/70-15</b>	<b>150/80-16</b>	<b>Exedra G703 "F" / Exedra MAX</b>	<b>180/70-15 Exedra G702 / Exedra MAX</b>
Suzuki	VZ 1500	2008		120/70ZR18	200/50ZR17	120/70ZR18	Exedra Max	200/50ZR17 Exedra Max
Suzuki	VZ 1600 Marauder	2006		130/70R17	170/60R17	130/70R17	Exedra Max	170/60ZR17 Exedra Max
<b>Suzuki</b>	<b>C90 Boulevard (all)</b>	<b>13-16</b>	<b>O.E.</b>	<b>130/80R17</b>	<b>200/60R16</b>	<b>130/80R17</b>	<b>Exedra G853 "G"</b>	<b>200/60R16 Exedra G852 "G"</b>
<b>Suzuki</b>	<b>C90T Boulevard</b>	<b>05-09</b>	<b>O.E.</b>	<b>150/80-16</b>	<b>180/70-15</b>	<b>150/80-16</b>	<b>Exedra G703 "J" WW</b>	<b>180/70-15 Exedra G702 "J" WW</b>
<b>Suzuki</b>	<b>M90 Boulevard</b>	<b>09-16</b>	<b>O.E.</b>	<b>120/70ZR18</b>	<b>200/50ZR17</b>	<b>120/70ZR18</b>	<b>Exedra G853 "G" / Exedra MAX</b>	<b>200/50ZR17 Exedra G852 "G" / Exedra MAX</b>
<b>Suzuki</b>	<b>C109R/RT Boulevard</b>	<b>08-09</b>	<b>O.E.</b>	<b>150/80R16</b>	<b>240/55R16</b>	<b>150/80R16</b>	<b>Exedra G853 "E" / Exedra MAX</b>	<b>240/55R16 Exedra G852 "G" / Exedra MAX</b>
Suzuki	VLR 1800 Intruder	2008		150/80R16	240/55R16	150/80R16	Exedra Max	240/55R16 Exedra Max

# MOTORCYCLE FITMENT GUIDE

MFG	Model	Year	O.E. Front Tire	O.E. Rear Tire	Front Size	Recommended Front Pattern	Recommended Rear Size	Recommended Rear Pattern
<b>Original Equipment = BOLD</b>								
<b>TRIUMPH</b>								
Triumph	Daytona T595 / 900 / 955i	97-06	120/70ZR17	190/50ZR17	120/70ZR17	Battlax RS10 / S22 / T31	190/50ZR17	Battlax RS10 / S22 / T31
Triumph	Speed Four	2002	120/70ZR17	180/55ZR17	120/70ZR17	Battlax RS10 / S22 / T31	180/55ZR17	Battlax RS10 / S22 / T31
Triumph	Daytona 600	2004	120/70ZR17	180/55ZR17	120/70ZR17	Battlax RS10 / S22 / T31	180/55ZR17	Battlax RS10 / S22 / T31
Triumph	TT 600	2000	120/70ZR17	180/55ZR17	120/70ZR17	Battlax RS10 / S22 / T31	180/55ZR17	Battlax RS10 / S22 / T31
Triumph	Daytona 650	2004	120/70ZR17	180/55ZR17	120/70ZR17	Battlax RS10 / S22 / T31	180/55ZR17	Battlax RS10 / S22 / T31
Triumph	Daytona 675 / R	06-17	120/70ZR17	180/55ZR17	120/70ZR17	Battlax RS10 / S22 / T31	180/55ZR17	Battlax RS10 / S22 / T31
Triumph	Street Triple 675 / R	08-17	120/70ZR17	180/55ZR17	120/70ZR17	Battlax RS10 / S22 / T31 / AX41S	180/55ZR17	Battlax RS10 / S22 / T31 / AX41S
Triumph	Daytona 750	1992	120/70ZR17	160/60ZR18	120/70ZR17	Battlax T31	160/60ZR18	Battlax T31
Triumph	Trident 750	95-96	120/70ZR17	160/60ZR18	120/70ZR17	Battlax T31	160/60ZR18	Battlax T31
Triumph	America	11-16	130/90-16	170/80B15	130/90B16	Exedra MAX	170/80B15	Exedra MAX
<b>Triumph</b>	<b>Bonneville</b>	<b>02-09</b>	<b>O.E. 100/90-19</b>	<b>130/80-17</b>	<b>100/90-19</b>	<b>Battlax BT45 / BT46</b>	<b>130/80-17</b>	<b>Battlax BT45 / BT46</b>
<b>Triumph</b>	<b>Scrambler</b>	<b>06-15</b>	<b>O.E. 100/90-19</b>	<b>130/80-17</b>	<b>100/90-19</b>	<b>TW101 / A41 / AX41</b>	<b>130/80-17</b>	<b>TW42 / A41 / AX41</b>
Triumph	Speedmaster	11-16	100/90-19	170/80B15	100/90-19	Exedra MAX	170/80B15	Exedra MAX
Triumph	ThruXton	04-16	110/90-18	130/80-17	110/90-18	Battlax BT46	130/80-17	Battlax BT46
Triumph	Daytona 900	95-96	120/70ZR17	180/55ZR17	120/70ZR17	Battlax S22 / T31	180/55ZR17	Battlax S22 / T31
Triumph	Daytona Super III 900	94-96	120/70ZR17	180/55ZR17	120/70ZR17	Battlax S22 / T31	180/55ZR17	Battlax S22 / T31
Triumph	Speed Triple 900	95-96	120/70ZR17	180/55ZR17	120/70ZR17	Battlax S22 / T31 / AX41S	180/55ZR17	Battlax S22 / T31 / AX41S
Triumph	Speed Triple R / RS / S	2016	120/70ZR17	180/55ZR17	120/70ZR17	Battlax RS10 / S22 / T31 / AX41S	180/55ZR17	Battlax RS10 / S22 / T31 / AX41S
Triumph	Sprint 900	94-97	120/70ZR17	170/60ZR17	120/70ZR17	Battlax T31	170/60ZR17	Battlax T31 "GT"
Triumph	Thunderbird Sport 900	98-00	120/70ZR17	160/70ZR17	120/70ZR17	Battlax T31	160/70ZR17	Battlax T31
Triumph	Tiger 800	2010	100/90-19	150/70R17	100/90-19	Battlax Adventurecross AX41	150/70-17	Battlax Adventurecross AX41
Triumph	Tiger 800 XCA / XCX	14-17	90/90-21	150/70R17	90/90-21	Battlax Adventurecross AX41	150/70-17	Battlax Adventurecross AX41
<b>Triumph</b>	<b>Tiger 800 XC</b>	<b>12-16</b>	<b>O.E. 90/90-21</b>	<b>150/70R17</b>	<b>90/90-21</b>	<b>BW501 "G" - bias ply / AX41</b>	<b>150/70R17</b>	<b>BW502 "G" - radial / AX41</b>
Triumph	Tiger 800 XR / XRT / XRX / XRX Low	14-17	100/90-19	150/70R17	100/90-19	Battlax Adventurecross AX41	150/70-17	Battlax Adventurecross AX41
Triumph	Daytona Super III	1994	120/70ZR17	180/55ZR17	120/70ZR17	Battlax RS10 / S22 / T31	180/55ZR17	Battlax RS10 / S22 / T31
Triumph	Trident 900	95-98	120/70ZR17	160/60ZR18	120/70ZR17	Battlax T31	160/60ZR18	Battlax T31
Triumph	Trophy 900	95-01	120/70ZR17	170/60ZR17	120/70ZR17	Battlax T31	170/60ZR17	Battlax T31 "GT"
Triumph	Speed Triple T509 / 955	97-04	120/70ZR17	190/50ZR17	120/70ZR17	Battlax S22 / T31	190/50ZR17	Battlax S22 / T31
Triumph	Daytona 955	2003	120/70ZR17	190/50ZR17	120/70ZR17	Battlax RS10 / S22 / T31	190/50ZR17	Battlax RS10 / S22 / T31
Triumph	Sprint / ST 955	99-04	120/70ZR17	180/55ZR17	120/70ZR17	Battlax S22 / T31	180/55ZR17	Battlax S22 / T31
Triumph	Tiger 955	2005	110/80R19	150/70R17	110/80R19	Battlax Adventure A41 / AX41	150/70R17	Battlax Adventure A41 / AX41
Triumph	Daytona 1000	1993	120/70ZR17	160/60ZR18	120/70ZR17	Battlax T31	160/60ZR18	Battlax T31
Triumph	Speed Triple 1050	05-10	120/70ZR17	180/55ZR17	120/70ZR17	Battlax S22 / T31	180/55ZR17	Battlax S22 / T31
Triumph	Speed Triple 1050 / R / S	11-18	120/70ZR17	190/55ZR17	120/70ZR17	Battlax S22 / T31	190/55ZR17	Battlax S22 / T31
Triumph	Sprint GT 1050	11-12	120/70ZR17	180/55ZR17	120/70ZR17	Battlax T31 / T31 "GT"	180/55ZR17	Battlax T31 / T31 "GT"
Triumph	Sprint ST 1050	06-10	120/70ZR17	180/55ZR17	120/70ZR17	Battlax T31 / T31 "GT"	180/55ZR17	Battlax T31 / T31 "GT"
Triumph	Tiger 1050 / SE	07-12	120/70ZR17	180/55ZR17	120/70ZR17	Battlax T31 / A41 / AX41S	180/55ZR17	Battlax T31 / A41 / AX41S
Triumph	Tiger 1050 Sport	12-16	120/70ZR17	180/55ZR17	120/70ZR17	Battlax T31 / A41 / AX41S	180/55ZR17	Battlax T31 / A41 / AX41S
Triumph	Daytona 1200	1993	120/70ZR17	160/60ZR18	120/70ZR17	Battlax T31	160/60ZR17	Battlax T31
Triumph	Daytona 1200 / SP	94-99	120/70ZR17	180/55ZR17	120/70ZR17	Battlax S22 / T31	180/55ZR17	Battlax S22 / T31
Triumph	Tiger Explorer (all)	12-17	110/80R19	150/70R17	110/80R19	Battax A41 / T31 / AX41	150/70R17	Battax A41 / T31 / AX41
Triumph	Scrambler 1200 XC / XE	2018	90/90-21	150/70R17	90/90-21	Battlax Adventure A41 / AX41	150/70R17	Battlax Adventure A41 / AX41
Triumph	Speed Twin	2018	120/70ZR17	160/60ZR17	120/70ZR17	Battlax S22 / T31	160/60ZR17	Battlax S22 / T31
Triumph	ThruXton 1200 / R / TFC	15-19	120/70ZR17	160/60ZR17	120/70ZR17	Battlax S22 / T31	160/60ZR17	Battlax S22 / T31
Triumph	Tiger 1200 XCA / XCX / XR / XR / XRT / XRX	15-17	120/70R17	120/70ZR17	170/60R17	Battlax Adventure A41 / AX41	170/60R17	Battlax Adventure A41 / AX41

# MOTORCYCLE FITMENT GUIDE

MFG	Model	Year	O.E.		Recommended		Recommended	
			Front Tire	Rear Tire	Front Size	Front Pattern	Rear Size	Rear Pattern
<b>Original Equipment = BOLD</b>								
<b>TRIUMPH (Continued)</b>								
Triumph	Trophy 1200	95-03	120/70ZR17	170/60ZR17	120/70ZR17	Battlax T31 "GT"	170/60ZR17	Battlax T31 "GT"
Triumph	Trophy 1200 SE	13-16	120/70ZR17	190/55ZR17	120/70ZR17	Battlax T31 "GT"	190/55ZR17	Battlax T31 "GT"
Triumph	Tiger Explorer / XC	11-12	110/80-19	150/70-17	110/80-19	Battlax Adventurecross AX41	150/70-17	Battlax Adventurecross AX41
Triumph	Trophy 1215	2012	120/70ZR17	190/55ZR17	120/70ZR17	Battlax T31 "GT"	190/55ZR17	Battlax T31 "GT"
Triumph	Thunderbird LT	14-16	150/80R16	180/70R16	150/80R16	Exedra MAX	180/70R16	Exedra MAX
Triumph	Thunderbird Storm 1600/1700	12-16	120/70ZR19	200/50ZR17	120/70ZR19	Exedra MAX	200/50ZR17	Exedra MAX
<b>VICTORY</b>								
Victory	Boardwalk	13-14	130/90B16	150/80B16	130/90B16	Battlecruise H50	150/80B16	Battlecruise H50
Victory	High Ball	11-14	130/90B16	150/80B16	130/90B16	Battlecruise H50	150/80B16	Battlecruise H50
Victory	High Ball	15-17	130/90B16	140/90B16	130/90B16	Battlecruise H50	140/90B16	Battlecruise H50
Victory	Judge	12-16	130/90B16	140/90B16	130/90B16	Battlecruise H50	140/90B16	Battlecruise H50
Victory	Gunner	14-17	130/90B16	140/90B16	130/90B16	Battlecruise H50	140/90B16	Battlecruise H50
Victory	Octane	2016	130/70-18	160/70-17	130/70B18	Battlecruise H50	160/70B17	Battlecruise H50
Victory	Kingpin	04-12	130/70B18	180/55B18	130/70B18	Battlecruise H50	180/55B18	Battlecruise H50
Victory	Kingpin 8-Ball	08-11	130/70B18	180/55B18	130/70B18	Battlecruise H50	180/55B18	Battlecruise H50
Victory	Kingpin Deluxe	05-06	130/70B18	180/55B18	130/70B18	Battlecruise H50	180/55B18	Battlecruise H50
Victory	Kingpin Low	2009	130/70B18	180/55B18	130/70B18	Battlecruise H50	180/55B18	Battlecruise H50
Victory	Kingpin Tour	07-09	130/70B18	180/55B18	130/70B18	Battlecruise H50	180/55B18	Battlecruise H50
Victory	Ness Signature Kingpin	2005	130/70B18	180/55B18	130/70B18	Battlecruise H50	180/55B18	Battlecruise H50
<b>YAMAHA</b>								
<b>Yamaha</b>	<b>WR250X</b>	<b>08-11</b>	<b>O.E. 110/70R17</b>	<b>140/70R17</b>	<b>110/70R17</b>	<b>Battlax BT090 "G" / S22</b>	<b>140/70R17</b>	<b>Battlax BT090 "G" / S22</b>
Yamaha	RZ-R3	15-17	110/70-17	140/70-17	110/70-17	Battlax BT46 / S22 (radial)	140/70-17	Battlax BT46 / S22 (radial)
Yamaha	YZF250	84-85	90/90-18	110/80-18	90/90-18	Battlax BT46	110/80-18	Battlax BT46
Yamaha	SR500	78-81	3.50-19	4.00-18	100/90-19	Battlax BT46	110/90-18	Battlax BT46
Yamaha	XV500 Virago	83-84	3.00-19	130/90-16	90/90-19	Spitfire S11	130/90-16	Spitfire S11
Yamaha	T-Max SX	2016	120/70R15	160/60R15	120/70R15	Battlax Scooter SC2 / SC2 Rain	160/60R15	Battlax Scooter SC2 / SC2 Rain
Yamaha	T-Max XP S30	2011	120/70R15	160/60R15	120/70R15	Battlax Scooter SC2 / SC2 Rain	160/60R15	Battlax Scooter SC2 / SC2 Rain
Yamaha	XJ550 Maxim	81-83	3.25-19	130/90-16	100/90-19	Battlax BT46	130/90-16	Battlax BT46
Yamaha	XJ550R Seca	81-83	3.00-19	110/90-18	90/90-19	Spitfire S11	110/90-18	Spitfire S11
Yamaha	FJ600	84-85	90/90-18	110/90-18	90/90-18	Battlax BT46	110/90-18	Battlax BT46
Yamaha	FZ6	04-09	120/70ZR17	180/55ZR17	120/70ZR17	Battlax S22 / T31	180/55ZR17	Battlax S22 / T31
Yamaha	FZ6R	09-17	120/70ZR17	160/60ZR17	120/70ZR17	Battlax S22 / T31	160/60ZR17	Battlax S22 / T31
Yamaha	FZ600	86-88	110/90-16	120/80-18	110/90-16	Battlax BT45	120/80-18	Battlax BT46
Yamaha	FZR600	1989	110/70-17	130/70-18	110/70-17	Battlax BT46	130/70-18	Battlax BT46
Yamaha	XJ600S Seca II	92-98	110/80-17	130/70-18	110/80-17	Battlax BT46	130/70-18	Battlax BT46
Yamaha	YX600 Radian	86-90	110/90-16	130/90-16	110/90-16	Battlax BT45	130/90-16	Battlax BT46
Yamaha	YZF 600 / R	95-07	120/60ZR17	160/60ZR17	120/60ZR17	Battlax S21 / T31	160/60ZR17	Battlax S21 / T31
Yamaha	YZF-R6	99-04	120/60ZR17	180/55ZR17	120/60ZR17	Battlax S21 / T31	180/55ZR17	Battlax S21 / T31
Yamaha	YZF-R6	05-16	120/70ZR17	180/55ZR17	120/70ZR17	Battlax RS10 / S22 / T31	180/55ZR17	Battlax RS10 / S22 / T31
Yamaha	YZF-R6	17-20	120/70ZR17	180/55ZR17	120/70ZR17	Battlax RS10 / S22 / T31	180/55ZR17	Battlax RS10 / S22 / T31
Yamaha	YZF-R6S	06-09	120/60ZR17	180/55ZR17	120/60ZR17	Battlax S21 / T31	180/55ZR17	Battlax S21 / T31
Yamaha	V-Star 650 Classic / Silverado	98-10	130/90-16	170/80-15	130/90B16	Exedra MAX	170/80B15	Exedra MAX
Yamaha	V-Star 650 Custom	98-16	100/90-19	170/80-15	100/90-19	Exedra MAX	170/80B15	Exedra MAX
Yamaha	XJ650 Maxim	80-83	3.25-19	130/90-16	100/90-19	Battlax BT46	130/90-16	Battlax BT46
Yamaha	XS650	75-80	3.50-19	4.00-18	100/90-19	Battlax BT46	110/90-18	Battlax BT46
Yamaha	XS650 / 2	79-81	3.50-19	130/90-16	100/90-19	Battlax BT46	130/90-16	Battlax BT46

# MOTORCYCLE FITMENT GUIDE

MFG	Model	Year	O.E.		Recommended		Recommended	
			Front Tire	Rear Tire	Front Size	Front Pattern	Rear Size	Rear Pattern
<b>Original Equipment = BOLD</b>								
<b>YAMAHA (Continued)</b>								
Yamaha	XS650S Heritage	78-83	3.50-19	130/90-16	100/90-19	Battlax BT46	130/90-16	Battlax BT46
Yamaha	XVS 650	2004	130/90-16	170/80-15	130/90B16	Exedra MAX	170/80B15	Exedra MAX
Yamaha	XVS 650 Dragstar	1998	100/90-19	170/80-15	100/90-19	Exedra MAX	170/80B15	Exedra MAX
Yamaha	XVS 650 A Drag Star Classic	1998	130/90-16	170/80-15	130/90B16	Exedra MAX	170/80B15	Exedra MAX
<b>Yamaha</b>	<b>FZ-07</b>	<b>14-17</b>	<b>O.E. 120/70ZR17</b>	<b>180/55ZR17</b>	<b>120/70ZR17</b>	<b>Battlax BT023 "F" / S22 / T31</b>	<b>180/55ZR17</b>	<b>Battlax BT023 "M" / S22 / T31</b>
<b>Yamaha</b>	<b>MT-07</b>	<b>18-20</b>	<b>O.E. 120/70ZR17</b>	<b>180/55ZR17</b>	<b>120/70ZR17</b>	<b>Battlax BT023 "F" / S22 / T31</b>	<b>180/55ZR17</b>	<b>Battlax BT023 "M" / S22 / T31</b>
Yamaha	XJ700 Maxim	85-86	110/90-19	130/90-16	110/90-19	Spitfire S11	130/90-16	Spitfire S11
Yamaha	XSR 700	2019	120/70ZR17	180/55ZR17	120/70ZR17	Battlax S22 / T31	180/55ZR17	Battlax S22 / T31
Yamaha	XV700 Virago	84-87	100/90-19	140/90-15	100/90-19	Exedra MAX	140/90-15	Exedra MAX
Yamaha	FZ750	85-88	120/80-16	130/80-18	120/80-16	Battlax BT45	130/80-18	Battlax BT45
Yamaha	XJ750 Maxim	82-83	3.25-19	130/90-16	100/90-19	Battlax BT46	130/90-16	Battlax BT46
Yamaha	XJ750R Seca	81-83	3.25-19	120/90-18	100/90-19	Battlax BT46	120/90-18	Battlax BT46
Yamaha	XV750 Virago	81-83	3.50-19	130/90-16	100/90-19	Battlax BT46	130/90-16	Battlax BT46
Yamaha	XV750M Virago Midnight	1983	3.50-19	140/90-15	100/90-19	Exedra MAX	140/90-15	Exedra MAX
Yamaha	XV750 Virago	88-95		140/90-15	100/90-19	Exedra MAX	140/90-15	Exedra MAX
Yamaha	FZR750	87-88	120/70ZR17	160/60ZR18	120/70ZR17	Battlax T31	160/60ZR18	Battlax T31
Yamaha	FZR750R OW01	1990	120/70ZR17	170/60ZR17	120/70ZR17	Battlax T31	170/60ZR17	Battlax T31 "GT"
Yamaha	YZF750R	95-98	120/70ZR17	180/55ZR17	120/70ZR17	Battlax RS10 / S22 / T31	180/55ZR17	Battlax RS10 / S22 / T31
Yamaha	YZF-R7	1999	120/70ZR17	180/55ZR17	120/70ZR17	Battlax RS10 / S22 / T31	180/55ZR17	Battlax RS10 / S22 / T31
Yamaha	TDM850	92-93	110/80ZR18	150/70ZR17	110/80ZR18	Battlax T31	150/70ZR17	Battlax T31
<b>Yamaha</b>	<b>FZ8</b>	<b>11-13</b>	<b>O.E. 120/70ZR17</b>	<b>180/55ZR17</b>	<b>120/70ZR17</b>	<b>Battlax BT021 "BB" / S22 / T31</b>	<b>180/55ZR17</b>	<b>Battlax BT021 "BB" / S22 / T31</b>
Yamaha	FJ-09	15-17	120/70ZR17	180/55ZR17	120/70ZR17	Battlax S22 / T31	180/55ZR17	Battlax S22 / T31
<b>Yamaha</b>	<b>FZ-09</b>	<b>14-17</b>	<b>O.E. 120/70ZR17</b>	<b>180/55ZR17</b>	<b>120/70ZR17</b>	<b>Battlax S20 "M" / S22 / T31</b>	<b>180/55ZR17</b>	<b>Battlax S20 "M" / S22 / T31</b>
<b>Yamaha</b>	<b>MT-09</b>	<b>18-20</b>	<b>O.E. 120/70ZR17</b>	<b>180/55ZR17</b>	<b>120/70ZR17</b>	<b>Battlax S20 "M" / S22 / T31</b>	<b>180/55ZR17</b>	<b>Battlax S20 "M" / S22 / T31</b>
Yamaha	XSR900	16-17	120/70ZR17	180/55ZR17	120/70ZR17	Battlax RS10 / S22 / T31	180/55ZR17	Battlax RS10 / S22 / T31
<b>Yamaha</b>	<b>Niken</b>	<b>19-20</b>	<b>O.E. 120/70R15</b>	<b>190/55R17</b>	<b>120/70R15</b>	<b>Battlax Adventure A41 "G2"</b>	<b>190/55R17</b>	<b>Battlax Adventure A41 "G2"</b>
Yamaha	XJ900R Seca	1983	3.25-19	120/90-18	100/90-19	Battlax BT46	120/90-18	Battlax BT46
Yamaha	XSR 900	2016	120/70ZR17	180/55ZR17	120/70ZR17	Battlax S22 / T31	180/55ZR17	Battlax S22 / T31
Yamaha	XV920 Virago	82-83	3.25-19	130/90-16	100/90-19	Battlax BT46	130/90-16	Battlax BT46
Yamaha	XV920M Virago Midnight	1983	3.50-19	130/90-16	100/90-19	Battlax BT46	130/90-16	Battlax BT46
Yamaha	XV920R Seca	81-82	3.25-19	120/90-18	100/90-19	Battlax BT46	120/90-18	Battlax BT46
Yamaha	XV 950 R Bolt	2017	100/90-19	150/80B16	100/90-19	Exedra Max	150/80B16	Exedra Max
Yamaha	XV 950 R Bolt Scrambler	2017	100/90-19	140/80R17	100/90V19	Battlax Adventure A41 / AX41	140/80R17	Battlax Adventure A41 / AX41
<b>Yamaha</b>	<b>XVS950 A</b>	<b>2008</b>	<b>O.E. 130/70-18</b>	<b>170/70-16</b>	<b>130/70-18</b>	<b>Exedra G721 "J" / Exedra MAX</b>	<b>170/70-16</b>	<b>Exedra G722 "J" / Exedra MAX</b>
<b>Yamaha</b>	<b>XVS 950 Midnight Star</b>	<b>2012</b>	<b>O.E. 130/70B18</b>	<b>170/70B16</b>	<b>130/70B18</b>	<b>Exedra G721 "J" / Exedra MAX</b>	<b>170/70B16</b>	<b>Exedra G722 "J" / Exedra MAX</b>
<b>Yamaha</b>	<b>XVS 950 V-Star / Tourer</b>	<b>09-17</b>	<b>O.E. 130/70-18</b>	<b>170/70B16</b>	<b>130/70-18</b>	<b>Exedra G721 "J" / Exedra MAX</b>	<b>170/70B16</b>	<b>Exedra G722 "J" / Exedra MAX</b>
<b>Yamaha</b>	<b>XVS 950 Bolt</b>	<b>14-20</b>	<b>O.E. 100/90-19</b>	<b>150/80B16</b>	<b>100/90-19</b>	<b>Exedra G721 "F" / Exedra Max</b>	<b>150/80B16</b>	<b>Exedra G722 "F" / Exedra Max</b>
<b>Yamaha</b>	<b>XVS 950 Bolt Scrambler</b>	<b>17-20</b>	<b>O.E. 100/90-19</b>	<b>140/80R17</b>	<b>100/90-19</b>	<b>Trail Wing TW101 "E" / A41 / AX41</b>	<b>140/80R17</b>	<b>Trail Wing TW152 "E" / A41 / AX41</b>
Yamaha	XV1000 Virago	84-85	100/90-19	140/90-15	100/90-19	Exedra MAX	140/90-15	Exedra MAX
Yamaha	FZ1	01-05	120/70ZR17	180/55ZR17	120/70ZR17	Battlax RS10 / S22 / T31	180/55ZR17	Battlax RS10 / S22 / T31
Yamaha	FZ1	06-15	120/70ZR17	190/50ZR17	120/70ZR17	Battlax RS10 / S22 / T31	190/50ZR17	Battlax RS10 / S22 / T31
<b>Yamaha</b>	<b>FZ-10</b>	<b>2017</b>	<b>O.E. 120/70ZR17</b>	<b>190/55ZR17</b>	<b>120/70ZR17</b>	<b>Battlax S20 "W" / RS10 / S22 / T31</b>	<b>190/55ZR17</b>	<b>Battlax S20 "W" / RS10 / S22 / T31</b>
Yamaha	FZR1000	87-88	120/70ZR17	160/60ZR18	120/70ZR17	Battlax T31	160/60ZR18	Battlax T31
Yamaha	FZR1000	89-95	120/70ZR17	170/60R17	120/70ZR17	Battlax T31	170/60R17	Battlax T31 "GT"

# MOTORCYCLE FITMENT GUIDE

MFG	Model	Year	O.E. Front Tire	O.E. Rear Tire	Front Size	Recommended Front Pattern	Rear Size	Recommended Rear Pattern
<b>Original Equipment = BOLD</b>								
<b>YAMAHA (Continued)</b>								
Yamaha	YZF1000R	1997	120/70ZR17	180/55ZR17	120/70ZR17	Battlax RS10 / S22 / T31	180/55ZR17	Battlax RS10 / S22 / T31
Yamaha	YZF-R1	98-08	120/70ZR17	190/50ZR17	120/70ZR17	Battlax RS10 / S22 / T31	190/50ZR17	Battlax RS10 / S22 / T31
Yamaha	YZF-R1	09-14	120/70ZR17	190/55ZR17	120/70ZR17	Battlax RS10 / S22 / T31	190/55ZR17	Battlax RS10 / S22 / T31
Yamaha	<b>YZF-R1 S</b>	<b>16-20</b>	<b>O.E. 120/70ZR17</b>	<b>190/55ZR17</b>	<b>120/70ZR17</b>	<b>Battlax S20 "U" / RS10 / S22 / T31</b>	<b>190/55ZR17</b>	<b>Battlax S20 "U" / RS10 / S22 / T31</b>
Yamaha	<b>YZF-R1</b>	<b>15-19</b>	<b>O.E. 120/70ZR17</b>	<b>190/55ZR17</b>	<b>120/70ZR17</b>	<b>Battlax RS10 "G" / RS10 / S22 / T31</b>	<b>190/55ZR17</b>	<b>Battlax RS10 "G" / RS10 / S22 / T31</b>
Yamaha	<b>YZF-R1 M</b>	<b>15-19</b>	<b>O.E. 120/70ZR17</b>	<b>200/55ZR17</b>	<b>120/70ZR17</b>	<b>Battlax RS10 "G" / RS10 / S22</b>	<b>200/55ZR17</b>	<b>Battlax RS10 "G" / RS10 / S22</b>
Yamaha	FJ1100	84-85	120/80-16	150/80-16	120/80-16	Battlax BT46	150/80-16	Battlax BT46
Yamaha	XJ1100 Maxim	1982	3.50-19	130/90-16	100/90-19	Battlax BT46	130/90-16	Battlax BT46
Yamaha	XS1100	78-81	3.50-19	4.50-17	100/90-19	Battlax BT46	120/90-17	Battlax BT46
Yamaha	XS1100L / S Midnight Special	79-81	3.50-19	130/90-16	100/90-19	Battlax BT46	130/90-16	Battlax BT46
Yamaha	XV1100 Virago	86-99	100/90-19	140/90-15	100/90-19	Exedra MAX	140/90-15	Exedra MAX
Yamaha	XVS 1100	1999	110/90-18	170/80-15	110/90-18	Exedra MAX	170/80B15	Exedra MAX
Yamaha	<b>V-Star 1100 Classic / Silverado</b>	<b>00-09</b>	<b>O.E. 130/90-16</b>	<b>170/80-15</b>	<b>130/90-16</b>	<b>Exedra G703 / Exedra MAX</b>	<b>170/80-15</b>	<b>Exedra G702 / Exedra MAX</b>
Yamaha	<b>V-Star 1100 Custom</b>	<b>99-09</b>	<b>O.E. 110/90-18</b>	<b>170/80-15</b>	<b>110/90-18</b>	<b>Exedra L309 / Exedra MAX</b>	<b>170/80B15</b>	<b>Exedra MAX</b>
Yamaha	<b>V-Max</b>	<b>89-07</b>	<b>O.E. 110/90V18</b>	<b>150/90V15</b>	<b>110/90V18</b>	<b>Exedra G525</b>	<b>150/90V15</b>	<b>Exedra G526</b>
Yamaha	FJ1200	86-88	120/80-16	150/80-16	120/80-16	Battlax BT46	150/80-16	Battlax BT46
Yamaha	<b>Super Tenere XTZ1200</b>	<b>12-17</b>	<b>O.E. 110/80R19</b>	<b>150/70R17</b>	<b>110/80R19</b>	<b>BW501 "E" / A41 / T31 / AX41</b>	<b>150/70R17</b>	<b>BW502 "E" / A41 / T31 / AX41</b>
Yamaha	<b>FJR1300</b>	<b>08-12</b>	<b>O.E. 120/70ZR17</b>	<b>180/55ZR17</b>	<b>120/70ZR17</b>	<b>Battlax T31 "G1"</b>	<b>180/55ZR17</b>	<b>Battlax T31 "G1"</b>
Yamaha	<b>FJR1300 / ES</b>	<b>13-15</b>	<b>O.E. 120/70ZR17</b>	<b>180/55ZR17</b>	<b>120/70ZR17</b>	<b>Battlax BT023 "F" / T31 "G1"</b>	<b>180/55ZR17</b>	<b>Battlax BT023 "F" / T31 "G1"</b>
Yamaha	<b>V-Star 1300 / Tourer / Deluxe</b>	<b>07-17</b>	<b>O.E. 130/90-16</b>	<b>170/70B16</b>	<b>130/90B16</b>	<b>Exedra MAX</b>	<b>170/70B16</b>	<b>Exedra G722 "G" / Exedra MAX</b>
Yamaha	XVS 1300 Midnight Star	2006	130/90-16	170/70B16	130/90B16	Exedra MAX	170/70B16	Exedra Max
Yamaha	XVZ 1300 Royal Star Venture	96-99	150/80-16	150/90-15	150/80-16	Exedra MAX	150/90B15	Exedra Max
Yamaha	XVZ1300AT Tour Classic	96-00	150/80-16	150/90-15	150/80-16	Exedra MAX	150/90B15	Exedra MAX
Yamaha	<b>XVZ1300LT Tour / Venture</b>	<b>05-13</b>	<b>O.E. 150/80-16</b>	<b>150/90B15</b>	<b>150/80-16</b>	<b>Exedra G705 "G" / Exedra Max</b>	<b>150/90B15</b>	<b>Exedra G702 "G" / Exedra Max</b>
Yamaha	<b>Stryker (bias front / radial rear)</b>	<b>11-17</b>	<b>O.E. 120/70-21</b>	<b>210/40R18</b>	<b>120/70-21</b>	<b>Exedra G721 "G" - bias ply</b>	<b>210/40R18</b>	<b>Exedra G852 "G" - radial</b>
Yamaha	<b>Road Star XV1600A</b>	<b>98-03</b>	<b>O.E. 130/90-16</b>	<b>150/80-16</b>	<b>130/90-16</b>	<b>Exedra G703 "F" / Exedra MAX</b>	<b>150/80-16</b>	<b>Exedra G702A / Exedra MAX</b>
Yamaha	<b>Road Star Silverado XV1600</b>	<b>98-03</b>	<b>O.E. 130/90-16</b>	<b>150/80-16</b>	<b>130/90-16</b>	<b>Exedra G703 "M" WW</b>	<b>150/80-16</b>	<b>Exedra G702 "E" WW</b>
Yamaha	<b>Road Star / S XV1700</b>	<b>04-14</b>	<b>O.E. 130/90-16</b>	<b>150/80-16</b>	<b>130/90-16</b>	<b>Exedra G703 "N" / Exedra MAX</b>	<b>150/80-16</b>	<b>Exedra G702A "N" / Exedra MAX</b>
Yamaha	<b>Road Star Silverado XV1700</b>	<b>04-14</b>	<b>O.E. 130/90-16</b>	<b>150/80-16</b>	<b>130/90-16</b>	<b>Exedra G703 WW</b>	<b>150/80-16</b>	<b>Exedra G702A WW</b>
Yamaha	<b>Road Star Warrior</b>	<b>02-09</b>	<b>O.E. 120/70ZR18</b>	<b>200/50ZR17</b>	<b>120/70ZR18</b>	<b>Battlax BT020 "G" / Exedra Max</b>	<b>200/50ZR17</b>	<b>Battlax BT020 / Exedra Max</b>
Yamaha	<b>VMAX</b>	<b>09-17</b>	<b>O.E. 120/70R18</b>	<b>200/50R18</b>	<b>120/70R18</b>	<b>Battlax BT028 "G"</b>	<b>200/50R18</b>	<b>Battlax BT028 "G"</b>
Yamaha	<b>Roadliner / S</b>	<b>06-14</b>	<b>O.E. 130/70HR18</b>	<b>190/60HR17</b>	<b>130/70HR18</b>	<b>Exedra G851 "G"</b>	<b>190/60HR17</b>	<b>Exedra G850 "G"</b>
Yamaha	<b>Stratoliner / S / Deluxe</b>	<b>06-14</b>	<b>O.E. 130/70HR18</b>	<b>190/60HR17</b>	<b>130/70HR18</b>	<b>Exedra G851 "G"</b>	<b>190/60HR17</b>	<b>Exedra G850 "G"</b>
Yamaha	<b>XV 1900 Midnight Star</b>	<b>2006</b>	<b>O.E. 130/70HR18</b>	<b>190/60HR17</b>	<b>130/70HR18</b>	<b>Exedra G851 "G"</b>	<b>190/60HR17</b>	<b>Exedra G850 "G"</b>
<b>Original Equipment = BOLD</b>								

**BRIDGESTONE**







**BRIDGESTONE**

# CONVERSION CHARTS

## Safety Warning

### Run-In

Use care when riding on new tires. We recommend that you ride slowly and carefully for the first 60 miles (~100 km) until you become accustomed to the performance of your new tires in conjunction with your motorcycle. We recommend avoiding extreme maneuvers, including sudden acceleration, maximum braking and hard cornering, until you have become accustomed to the performance of you tires in conjunction with your motorcycle.

#### Motorcycle Street Tire Size

##### Front

Metric	Alpha	Inch
80/90	MH90	2.50/2.75
90/90	MJ90	2.75/3.00
100/90	MM90	3.25/3.50
110/90	MM90	3.75/4.00
120/80	-	4.25/4.50
120/90	MR90	4.25/4.50
130/90	MT90	5.00/5.10

##### Rear

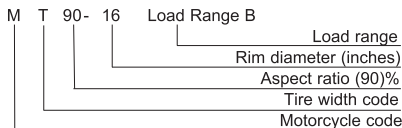
Metric	Alpha	Inch
110/90	MN90	3.75/4.25
120/80	MP85	4.50/4.75
120/90	MP85	4.50/4.75
130/80	-	5.00/5.10
130/90	MT90	5.00/5.10
140/80	-	5.50/6.00
140/90	MU90	5.50/6.00
150/80	MV85	6.00/6.25
150/90	MV85	6.00/6.25

#### Street Tire Size Designations

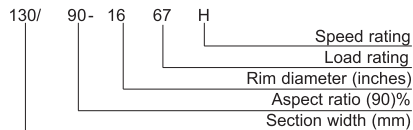
##### Inch Designations



##### ALPHABETICAL DESIGNATIONS



##### Metric Designations



Load Rating - A numerical code which corresponds to the total load carrying capacity at the speed indicated by the speed symbol.

Aspect Ratio =  $\frac{\text{Section height}}{\text{Section width}} \times 100$

Bridgestone Americas Tire Operations, LLC  
200 4th Avenue South • Nashville, TN 37201  
[www.BridgestoneMotorcycleTires.com](http://www.BridgestoneMotorcycleTires.com)

© Bridgestone Americas Tire Operations, LLC  
BSMC-2020

#### Motorcycle Knobby Tire Size

##### Front

Metric	Four-Stroke Metric	Inch
70/100	80/90	2.75/3.00
80/100	90/90	3.00/3.25
90/100	90/100	3.25

##### Rear

Metric	Four-Stroke Metric	Inch
90/100	100/80	3.60/4.10
100/90	110/80	4.10/4.60
110/90	120/80	4.50/5.10
110/100	130/80	5.10

#### Load Index Rating

LI	lbs	LI	lbs	LI	lbs	LI	lbs	LI	lbs
22	187	35	267	48	397	61	567	74	827
23	193	36	276	49	408	62	584	75	853
24	198	37	282	50	419	63	600	76	882
25	204	38	291	51	430	64	617	77	908
26	209	39	300	52	441	65	639	78	937
27	215	40	309	53	454	66	661	79	963
28	220	41	320	54	467	67	677	80	992
29	227	42	331	55	481	68	694	81	1019
30	234	43	342	56	494	69	716	82	1047
31	240	44	353	57	507	70	736	83	1074
32	247	45	364	58	520	71	761	84	1102
33	254	46	375	59	536	72	783	85	1135
34	260	47	386	60	551	73	805	86	1168

#### Speed Rating

Motorcycle use		Maximum Design/Test Speed	
		(Mph)	(km/h)
	F type	50	80
	J type	62	100
	L type	75	120
	M type	81	130
	N type	87	140
	P type	94	150
	Q type	99	160
	R type	106	170
	S type	112	180
	H type	130	210
	V type	149	240
	Z type	149+	240+
	W type	168	270
	(W) type	168+	270+
Flotation Type (Low I.P.)		50	80

Warning: Only properly trained personnel should mount tires.

For warranty information please go to [www.BridgestoneMotorcycleTires.com/MotorcycleTireWarranty.pdf](http://www.BridgestoneMotorcycleTires.com/MotorcycleTireWarranty.pdf)